



# tri-party bond repo newsletter

May 2026 | Issue No. 24

### Contents

Key Highlights for May 2026	2
1 ARCL Tri-party Repo	2
1.1 Business Growth and Volume .....	2
1.2 Monthly Volume .....	2
1.3 Daily Trades – Tri-party Repo .....	3
1.4 Repo Tenor Analysis .....	5
1.5 Basket wise Trade Analysis.....	6
1.6 Netting Factor Analysis .....	6
1.7 Participant Category Analysis .....	6
1.8 Repo Rate Comparison.....	7
1.9 Comparison between ARCL Repo and OTC Corporate Bond Repo .....	8
1.10 Issuer Contribution to Core SGF in May 2026 .....	8
1.11 New Eligible ISINs added in May 2026 .....	8
2 Corporate Debt Secondary Market Updates – NSE	14
2.1 EBP Private placement data (Eligible on ARCL).....	15
3 Regulatory Updates	15
3.1 SEBI Consultation Papers.....	15
3.2 SEBI Circulars.....	15
3.3 ARCL Circulars .....	15
About Us	16
Contact Us	16
Disclaimer	16

### Key Highlights for May 2026

In the month of May 2026, 880 trades were executed contributing to a total volume of ₹ 1,21,752.65 crores.

Other highlights:

- Cumulative Volume since inception ₹ 13.42 trillion.
- Average daily volume in May 2026 was ₹ 6,408.03 crs.
- Average trade size for the month of May 2026 increased to ₹ 138.36 crs compared to Rs. 135.60 crs in April 2026 and Rs. 127.19 crs for FY 2025-26.

## 1 ARCL Tri-party Repo

### 1.1 Business Growth and Volume

Year	No. of Days	Traded Value (Rs. Crores)	Total No. of Trades	Average Daily Value (Rs. Crores)	Avg. No of Trades	Avg. Trade Size (Rs. Crores)
2026-27*	38	2,43,792.40	1780	6,415.59	47	136.96
2025-26	240	7,66,717.20	6028	3,194.66	25	127.19
2024-25	241	2,97,800.00	2870	1,235.68	12	103.76
2023-24**	160	33,778.00	536	211.11	3	63.02

\* Till May 2026

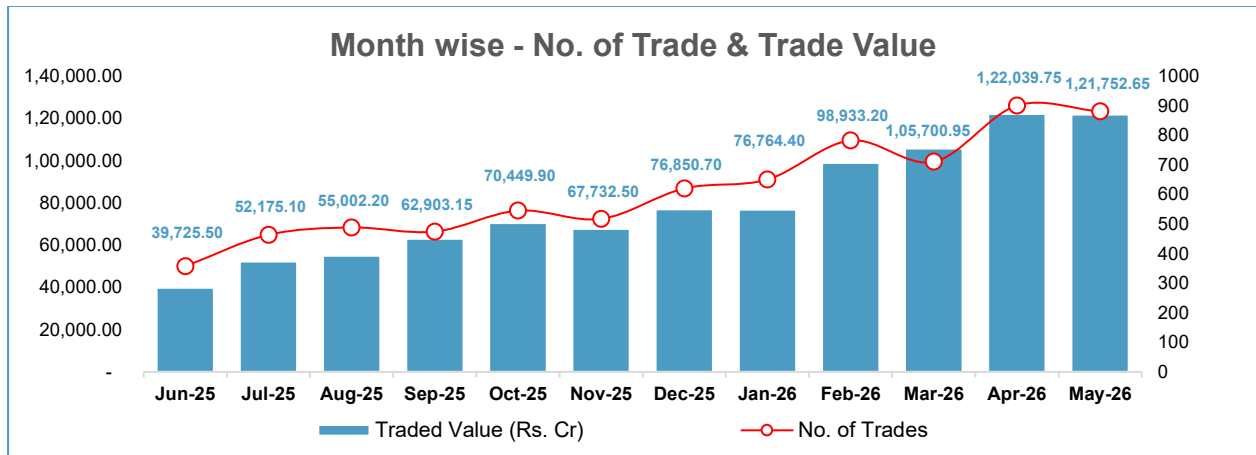
\*\* Launch on July 28, 2023

### 1.2 Monthly Volume

Period	No. of Days	Total		Average Daily		Average Trade Size (Rs. Crores)
		Trades	Value (Rs. Crores)	Trades	Value (Rs. Crores)	
May-2026	19	880	1,21,752.65	46	6,408.03	138.36
Apr-2026	19	900	1,22,039.75	47	6,423.14	135.60
Mar-2026	18	710	1,05,700.95	39	5,872.28	148.87
Feb-2026	19	782	98,933.20	41	5,207.01	126.51
Jan-2026	20	650	76,764.40	33	3,838.22	118.10
Dec-2025	22	620	76,850.70	28	3,493.21	123.95
Nov-2025	19	517	67,732.50	27	3,564.87	131.01
Oct-2025	20	545	70,449.90	27	3,522.50	129.27
Sep-2025	21	474	62,903.15	23	2,995.39	132.71
Aug-2025	19	488	55,002.20	26	2,894.85	112.71
Jul-2025	23	463	52,175.10	20	2,268.48	112.69
Jun-2025	21	357	39,725.50	17	1,891.69	111.28
May-2025	20	220	31,819.40	11	1,590.97	144.63
Apr-2025	18	202	28,660.20	11	1,592.23	141.88
Mar-2025	19	266	35,722.20	14	1,880.12	134.29
Feb-2025	18	281	32,778.40	16	1,821.02	116.65
Jan-2025	23	364	42,156.90	16	1,832.91	115.82
Dec-2024	21	333	34,134.50	16	1,625.45	102.51
Nov-2024	18	217	22,644.10	12	1,258.00	104.35
Oct-2024	22	204	22,838.00	9	1,038.09	111.95
Sep-2024	20	198	19,693.00	10	984.65	99.46
Aug-2024	21	207	20,014.00	10	953.05	96.69
Jul-2024	22	192	18,514.00	9	841.55	96.43
Jun-2024	19	154	16,076.00	8	846.11	104.39
May-2024	20	252	18,987.00	13	949.35	75.35
Apr-2024	18	202	14,241.90	11	791.22	70.50
Mar-2024	18	142	12,262.00	8	681.22	86.35
Feb-2024	20	122	10,524.00	6	526.20	86.26
Jan-2024	21	46	2,432.00	2	115.81	52.87

Period	No. of Days	Total		Average Daily		Average Trade Size (Rs. Crores)
		Trades	Value (Rs. Crores)	Trades	Value (Rs. Crores)	
Dec-2023	20	74	3,225.00	4	161.25	43.58
Nov-2023	20	100	3,870.00	5	193.50	38.70
Oct-2023	20	32	825.00	2	41.25	25.78
Sep-2023	18	8	160.00	-	8.89	20.00
Aug-2023	-	-	-	-	-	-
Jul-2023 *	2	12	480.00	6	240.00	40.00

\* Launch on July 28, 2023.



### 1.3 Daily Trades – Tri-party Repo

Trade Date	Basket Details	Settlement Type	Repo Tenor	Forward Leg / Maturity Date	Weighted Avg. Rate (%)	No. of Trades	Traded Value (Rs. Crores)
29-05-2026	PSBFIAAA	T0	3	01-06-2026	5.45	21	2260.80
29-05-2026	NBHFCAAAA	T0	3	01-06-2026	5.41	13	2101.60
29-05-2026	NBHFCAA+	T0	3	01-06-2026	5.50	1	90.00
29-05-2026	CPA1+	T0	3	01-06-2026	5.40	1	250.00
29-05-2026	CDA1+	T0	3	01-06-2026	5.41	10	1780.00
27-05-2026	PSBFIAAA	T0	2	29-05-2026	5.35	25	2571.90
27-05-2026	NBHFCAAAA	T0	2	29-05-2026	5.33	11	1997.60
27-05-2026	CPA1+	T0	2	29-05-2026	5.30	1	250.00
27-05-2026	CDA1+	T0	2	29-05-2026	5.33	10	1980.00
26-05-2026	PSBFIAAA	T0	1	27-05-2026	5.35	21	2584.50
26-05-2026	NBHFCAAAA	T0	1	27-05-2026	5.33	9	1329.60
26-05-2026	NBHFCAA+	T0	1	27-05-2026	5.40	1	30.00
26-05-2026	CPA1+	T0	1	27-05-2026	5.30	1	250.00
26-05-2026	CDA1+	T0	1	27-05-2026	5.33	9	1980.00
25-05-2026	PSBFIAAA	T0	1	26-05-2026	5.37	23	2609.80
25-05-2026	NBHFCAAAA	T0	1	26-05-2026	5.37	14	1372.60
25-05-2026	NBHFCAA+	T0	1	26-05-2026	5.50	1	40.00
25-05-2026	CPA1+	T0	1	26-05-2026	5.35	1	250.00
25-05-2026	CDA1+	T0	1	26-05-2026	5.32	9	1980.00
22-05-2026	PSBFIAAA	T0	3	25-05-2026	5.37	28	2737.55
22-05-2026	NBHFCAAAA	T0	3	25-05-2026	5.34	12	1457.60
22-05-2026	NBHFCAA+	T0	3	25-05-2026	5.50	1	40.00
22-05-2026	CPA1+	T0	3	25-05-2026	5.35	1	250.00
22-05-2026	CDA1+	T0	3	25-05-2026	5.31	11	2180.00
21-05-2026	PSBFIAAA	T0	1	22-05-2026	5.31	20	2605.30
21-05-2026	NBHFCAAAA	T0	1	22-05-2026	5.30	15	2051.60
21-05-2026	NBHFCAA+	T0	1	22-05-2026	5.60	1	40.00

Trade Date	Basket Details	Settlement Type	Repo Tenor	Forward Leg / Maturity Date	Weighted Avg. Rate (%)	No. of Trades	Traded Value (Rs. Crores)
21-05-2026	CPA1+	T0	1	22-05-2026	5.28	1	250.00
21-05-2026	CDA1+	T0	1	22-05-2026	5.23	11	2180.00
20-05-2026	PSBFIAAA	T0	1	21-05-2026	5.22	23	2650.30
20-05-2026	NBHFCAAA	T0	1	21-05-2026	5.19	10	1651.60
20-05-2026	NBHFCAA+	T0	1	21-05-2026	5.30	1	40.00
20-05-2026	CPA1+	T0	1	21-05-2026	5.19	1	250.00
20-05-2026	CDA1+	T0	1	21-05-2026	5.19	9	1930.00
19-05-2026	PSBFIAAA	T0	1	20-05-2026	5.21	27	2655.40
19-05-2026	NBHFCAAA	T0	1	20-05-2026	5.20	12	1976.60
19-05-2026	NBHFCAA+	T0	1	20-05-2026	5.30	1	40.00
19-05-2026	CPA1+	T0	1	20-05-2026	5.20	1	250.00
19-05-2026	CDA1+	T0	1	20-05-2026	5.19	9	1930.00
18-05-2026	PSBFIAAA	T0	1	19-05-2026	5.18	23	2234.90
18-05-2026	NBHFCAAA	T0	1	19-05-2026	5.20	15	1901.60
18-05-2026	NBHFCAA+	T0	1	19-05-2026	5.30	1	40.00
18-05-2026	CPA1+	T0	1	19-05-2026	5.20	1	250.00
18-05-2026	CDA1+	T0	1	19-05-2026	5.16	8	1730.00
15-05-2026	PSBFIAAA	T0	3	18-05-2026	5.16	22	2355.40
15-05-2026	NBHFCAAA	T0	3	18-05-2026	5.17	12	1918.60
15-05-2026	NBHFCAA+	T0	3	18-05-2026	5.30	1	40.00
15-05-2026	CPA1+	T0	3	18-05-2026	5.18	1	250.00
15-05-2026	CDA1+	T0	3	18-05-2026	5.17	10	1730.00
14-05-2026	PSBFIAAA	T0	1	15-05-2026	5.18	25	2220.40
14-05-2026	NBHFCAAA	T0	1	15-05-2026	5.19	11	1847.00
14-05-2026	NBHFCAA+	T0	1	15-05-2026	5.30	1	40.00
14-05-2026	CPA1+	T0	1	15-05-2026	5.20	1	250.00
14-05-2026	CORPAA+	T0	1	15-05-2026	5.30	1	25.00
14-05-2026	CDA1+	T0	1	15-05-2026	5.19	8	1730.00
13-05-2026	PSBFIAAA	T0	1	14-05-2026	5.22	19	1935.40
13-05-2026	NBHFCAAA	T0	1	14-05-2026	5.23	10	1817.00
13-05-2026	NBHFCAA+	T0	1	14-05-2026	5.40	1	40.00
13-05-2026	CPA1+	T0	1	14-05-2026	5.24	1	250.00
13-05-2026	CDA1+	T0	1	14-05-2026	5.20	8	1730.00
12-05-2026	PSBFIAAA	T0	1	13-05-2026	5.29	17	1953.40
12-05-2026	NBHFCAAA	T0	1	13-05-2026	5.24	10	1797.00
12-05-2026	NBHFCAA+	T0	1	13-05-2026	5.40	1	40.00
12-05-2026	CPA1+	T0	1	13-05-2026	5.30	1	250.00
12-05-2026	CDA1+	T0	1	13-05-2026	5.23	9	1730.00
11-05-2026	PSBFIAAA	T0	1	12-05-2026	5.21	25	2053.40
11-05-2026	NBHFCAAA	T0	1	12-05-2026	5.22	14	2067.00
11-05-2026	NBHFCAA+	T0	1	12-05-2026	5.40	1	40.00
11-05-2026	CPA1+	T0	1	12-05-2026	5.20	1	250.00
11-05-2026	CDA1+	T0	1	12-05-2026	5.21	8	1730.00
08-05-2026	PSBFIAAA	T0	3	11-05-2026	5.19	20	1943.40
08-05-2026	NBHFCAAA	T0	3	11-05-2026	5.19	11	2254.00
08-05-2026	NBHFCAA+	T0	3	11-05-2026	5.50	1	40.00
08-05-2026	CPA1+	T0	3	11-05-2026	5.20	1	250.00
08-05-2026	CDA1+	T0	3	11-05-2026	5.19	9	1730.00
07-05-2026	PSBFIAAA	T0	1	08-05-2026	5.19	27	2593.40
07-05-2026	NBHFCAAA	T0	1	08-05-2026	5.19	13	2154.00
07-05-2026	NBHFCAA+	T0	1	08-05-2026	5.50	1	40.00
07-05-2026	CPA1+	T0	1	08-05-2026	5.25	1	250.00
07-05-2026	CDA1+	T0	1	08-05-2026	5.18	10	1915.00
06-05-2026	PSBFIAAA	T0	1	07-05-2026	5.25	20	1893.40
06-05-2026	NBHFCAAA	T0	1	07-05-2026	5.25	9	2004.00
06-05-2026	NBHFCAA+	T0	1	07-05-2026	5.50	1	40.00

Trade Date	Basket Details	Settlement Type	Repo Tenor	Forward Leg / Maturity Date	Weighted Avg. Rate (%)	No. of Trades	Traded Value (Rs. Crores)
06-05-2026	CPA1+	T0	1	07-05-2026	5.25	1	250.00
06-05-2026	CDA1+	T0	1	07-05-2026	5.25	9	1915.00
05-05-2026	PSBFIAAA	T0	1	06-05-2026	5.25	23	2168.50
05-05-2026	NBHFCAAAA	T0	1	06-05-2026	5.27	13	2314.00
05-05-2026	NBHFCAA+	T0	1	06-05-2026	5.50	1	40.00
05-05-2026	CPA1+	T0	1	06-05-2026	5.20	1	250.00
05-05-2026	CDA1+	T0	1	06-05-2026	5.27	10	1915.00
04-05-2026	PSBFIAAA	T0	1	05-05-2026	5.31	29	2463.50
04-05-2026	NBHFCAAAA	T0	1	05-05-2026	5.28	9	2004.00
04-05-2026	NBHFCAA+	T0	1	05-05-2026	5.50	1	40.00
04-05-2026	CPA1+	T0	1	05-05-2026	5.35	3	250.00
04-05-2026	CDA1+	T0	1	05-05-2026	5.30	12	1915.00

### 1.4 Repo Tenor Analysis

Period	Overnight		2-3 Days		4-7 Days	
	% of Total Trades	% of Total Value	% of Total Trades	% of Total Value	% of Total Trades	% of Total Value
May-2026	73.41	73.34	26.59	26.66	0.00	0.00
Apr-2026	68.44	68.51	20.89	21.62	10.67	9.87
Mar-2026	53.52	54.25	46.48	45.75	0.00	0.00
Feb-2026	75.58	74.42	24.42	25.58	0.00	0.00
Jan-2026	68.46	68.70	25.85	25.58	5.69	5.72
Dec-2025	74.52	73.79	24.84	24.97	0.65	1.24
Nov-2025	72.53	72.91	27.47	27.09	0.00	0.00
Oct-2025	67.71	67.18	32.29	32.82	0.00	0.00
Sep-2025	79.32	79.97	14.56	15.43	6.12	4.60
Aug-2025	69.88	68.34	25.00	26.50	5.12	5.16
Jul-2025	84.02	83.99	15.98	16.01	0.00	0.00
Jun-2025	81.51	80.77	18.49	19.23	0.00	0.00
May-2025	74.09	75.77	20.91	18.74	5.00	5.49
Apr-2025	68.32	68.35	21.29	21.58	10.40	10.07
Mar-2025	78.57	79.49	11.28	11.14	10.15	9.37
Feb-2025	71.17	66.79	28.83	33.21	0.00	0.00
Jan-2025	78.02	77.47	21.70	22.20	0.28	0.33
Dec-2024	73.87	74.36	26.13	25.64	0.00	0.00
Nov-2024	73.27	73.76	19.35	20.06	7.37	6.17
Oct-2024	74.51	71.21	21.08	25.62	4.41	3.17
Sep-2024	73.23	74.36	20.71	20.53	6.06	5.12
Aug-2024	70.53	70.96	28.02	27.70	1.45	1.35
Jul-2024	74.48	75.75	24.48	23.17	1.04	1.08
Jun-2024	79.87	79.62	14.29	15.03	5.84	5.35
May-2024	71.03	69.48	25.00	25.22	3.97	5.30
Apr-2024	54.95	55.48	45.05	44.52	0.00	0.00
Mar-2024	69.72	70.09	13.38	11.56	16.90	18.34
Feb-2024	81.97	81.47	13.93	14.11	4.10	4.42
Jan-2024	82.61	84.87	6.52	1.77	10.87	13.36
Dec-2023	81.08	82.17	12.16	10.85	6.76	6.98
Nov-2023	63.00	63.44	26.00	24.55	11.00	12.02
Oct-2023	68.75	66.67	31.25	33.33	0.00	0.00
Sep-2023	62.50	78.13	37.50	21.88	0.00	0.00
Aug-2023	0.00	0.00	0.00	0.00	0.00	0.00
Jul-2023*	0.00	0.00	100.00	100.00	0.00	0.00

\* Launch on July 28, 2023

### 1.5 Basket wise Trade Analysis

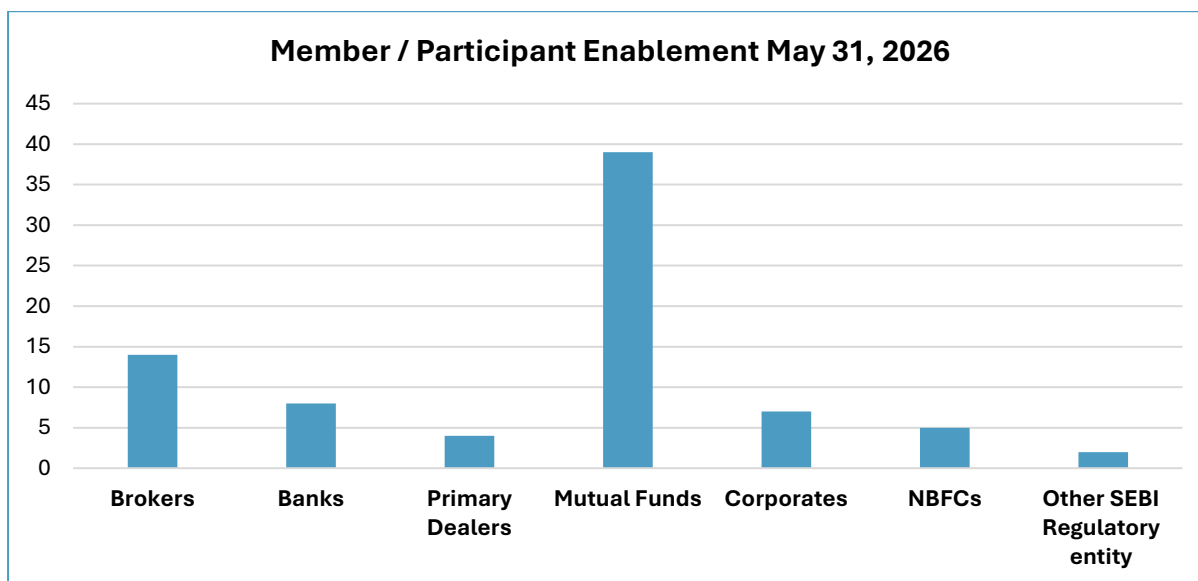
Basket Type	% of Total Trades	% of Total Value	Average Trade Size (Rs. Crs)	Weighted Average Rate (%)	Max Rate (%)	Min Rate (%)
PSBFIAAA	49.77	36.54	101.58	5.27	6.00	5.15
NBHFCAAA	25.34	29.58	161.51	5.25	5.60	5.15
CORPAA+	0.11	0.02	25.00	5.30	5.30	5.30
NBHFCAA+	2.05	0.62	42.22	5.43	5.60	5.30
CDA1+	20.34	29.33	199.50	5.25	5.45	5.15
CPA1+	2.39	3.90	226.19	5.26	5.40	5.18

### 1.6 Netting Factor Analysis

Month	Gross Settlement Value (Rs. Crs)	Net Settlement Value (Rs. Crs)	Netting %
May-2026	4,86,966.08	45,725.52	90.61
Apr-2026	4,91,465.15	58,995.76	88.00
Mar-2026	4,16,446.04	45,304.16	89.12
Feb-2026	3,95,704.74	35,203.86	91.10
Jan-2026	3,03,936.37	33,494.88	88.98
Dec-2025	3,07,611.70	49,389.80	83.94
Nov-2025	2,70,813.97	22,933.00	91.53
Oct-2025	2,83,680.21	32,462.98	88.56
Sep-2025	2,42,845.62	34,603.28	85.75
Aug-2025	2,19,489.54	32,706.76	85.10
Jul-2025	2,07,083.66	31,991.56	84.55
Jun-2025	1,57,908.73	25,770.45	83.68
May-2025	1,27,479.31	22,636.47	82.24
Apr-2025	1,13,733.10	17,094.59	84.97
Mar-2025	1,43,903.35	22,441.43	84.41
Feb-2025	1,31,699.74	16,231.18	87.68
Jan-2025	1,69,421.45	19,106.69	88.72
Dec-2024	1,34,617.46	12,895.79	90.42
Nov-2024	89,372.31	12,472.94	86.04
Oct-2024	92,889.43	17,106.15	81.58
Sep-2024	77,670.82	16,311.80	79.00
Aug-2024	79,334.55	16,855.52	78.75
Jul-2024	74,546.04	13,501.83	81.89
Jun-2024	64,675.18	9,071.54	85.97
May-2024	75,608.62	12,627.09	83.30
Apr-2024	56,706.86	8,201.85	85.54
Mar-2024	48,793.38	7,054.92	85.54
Feb-2024	41,790.42	6,121.36	85.35
Jan-2024	8,776.65	2,153.57	75.46
Dec-2023	13,498.23	4,949.68	63.33
Nov-2023	14,927.40	6,158.34	58.74

### 1.7 Participant Category Analysis

Category of Participant	Borrower				Lender			
	Number of Trades	Trade Value	% of Total Trades	% of Total Value	Number of Trades	Trade Value	% of Total Trades	% of Total Value
Stockbroker	31	958.45	3.52	0.79	0	0.00	0.00	0.00
Bank	6	435.00	0.68	0.36	3	45.00	0.34	0.04
Primary Dealer	434	81,070.00	49.32	66.59	0	0.00	0.00	0.00
Mutual Fund	3	33.00	0.34	0.03	877	1,21,707.65	99.66	99.96
Corporate	256	32,535.20	29.09	26.72	0	0.00	0.00	0.00
NBFC	99	5,324.00	11.25	4.37	0	0.00	0.00	0.00
Merchant Banker	51	1,397.00	5.80	1.15	0	0.00	0.00	0.00



### 1.8 Repo Rate Comparison

Month	ARCL Repo WAR (%)	CCIL TREPS WAR (%)	CCIL CROMS WAR (%)	OTC Repo WAR (%)
May-26	5.26	5.13	5.11	6.36
Apr-26	5.34	4.96	4.87	6.15
Mar-26	5.60	5.09	5.14	6.18
Feb-26	4.98	4.69	4.77	6.39
Jan-26	5.44	5.20	5.29	6.41
Dec-25	5.43	5.22	5.28	6.46
Nov-25	5.42	5.25	5.31	6.10
Oct-25	5.56	5.39	5.43	6.45
Sep-25	5.60	5.39	5.43	6.35
Aug-25	5.53	5.38	5.26	6.36
Jul-25	5.50	5.33	5.36	6.28
Jun-25	5.51	5.33	5.24	5.83
May-25	5.92	5.74	5.69	6.54
Apr-25	6.10	5.82	5.91	6.76
Mar-25	6.48	6.14	6.27	6.38
Feb-25	6.51	6.24	6.32	7.61
Jan-25	6.79	6.52	6.62	7.30
Dec-24	6.80	6.54	6.58	6.87
Nov-24	6.60	6.44	6.42	6.53
Oct-24	6.52	6.36	6.40	7.11
Sep-24	6.66	6.41	6.52	6.75
Aug-24	6.68	6.37	6.45	7.79
Jul-24	6.68	6.43	6.46	6.89
Jun-24	6.77	6.49	6.51	7.01
May-24	6.75	6.53	6.56	7.67
Apr-24	6.73	6.53	6.48	7.67
Mar-24	6.84	6.52	6.60	6.82
Feb-24	6.83	6.14	6.24	7.18
Jan-24	7.08	6.74	6.79	7.72
Dec-23	7.03	6.76	6.78	7.84
Nov-23	7.03	6.77	6.79	7.06

Source: ARCL, RBI - Money Market Operations and CCIL

### 1.9 Comparison between ARCL Repo and OTC Corporate Bond Repo

Trade Date	ARCL Repo Trades		OTC Repo Trades			
	No. of Trades	Traded Value (Rs. Crores)	ARCL Eligible ISIN	Traded Value (Rs. Crores)	ARCL Ineligible ISIN	Traded Value (Rs. Crores)
04-05-2026	54	6672.50	3	70.00	0	0.00
05-05-2026	48	6687.50	3	70.00	0	0.00
06-05-2026	40	6102.40	0	0.00	0	0.00
07-05-2026	52	6952.40	0	0.00	0	0.00
08-05-2026	42	6217.40	0	0.00	0	0.00
11-05-2026	49	6140.40	0	0.00	0	0.00
12-05-2026	38	5770.40	0	0.00	0	0.00
13-05-2026	39	5772.40	0	0.00	0	0.00
14-05-2026	47	6112.40	0	0.00	0	0.00
15-05-2026	46	6294.00	0	0.00	0	0.00
18-05-2026	48	6156.50	0	0.00	0	0.00
19-05-2026	50	6852.00	0	0.00	0	0.00
20-05-2026	44	6521.90	0	0.00	0	0.00
21-05-2026	48	7126.90	0	0.00	0	0.00
22-05-2026	53	6665.15	1	20.00	0	0.00
25-05-2026	48	6252.40	1	20.00	0	0.00
26-05-2026	41	6174.10	0	0.00	0	0.00
27-05-2026	47	6799.50	0	0.00	0	0.00
29-05-2026	46	6482.40	0	0.00	0	0.00

### 1.10 Issuer Contribution to Core SGF in May 2026

Sr. No.	Name of the issuer	Amount in Rs.	Category	Rating
1	ADITYA BIRLA CAPITAL LIMITED	15,38,866.00	NBFC	AAA
2	AXIS FINANCE LIMITED	2,89,315.00	NBFC	AAA
3	BAJAJ FINANCE LIMITED	1,12,49,223.00	NBFC	AAA
4	BAJAJ HOUSING FINANCE LIMITED	81,37,500.00	HFC	AAA
5	CHOLAMANDALAM INVESTMENT AND FIN. CO. LIMITED	81,43,658.00	NBFC	AA+
6	HDB FINANCIAL SERVICES LIMITED	4,50,000.00	NBFC	AAA
7	ICICI HOME FINANCE COMPANY LIMITED	8,25,000.00	HFC	AAA
8	KOTAK MAHINDRA PRIME LIMITED	30,04,521.00	NBFC	AAA
9	MAHINDRA & MAHINDRA FINANCIAL SERVICES LIMITED	40,75,929.00	NBFC	AAA
10	MINDSPACE BUSINESS PARKS REIT	25,00,449.00	CORP	AAA
11	MUTHOOT FINANCE LIMITED	74,14,236.00	NBFC	AA+
12	NATIONAL BANK FOR FINANCING INFRASTRUCTURE AND DEVELOPMENT	2,00,03,473.00	FI	AAA
13	NHPC LIMITED	1,04,99,390.00	PSU	AAA
14	NIIF INFRASTRUCTURE FINANCE LIMITED	11,86,027.00	PSU	AAA
15	SHRIRAM FINANCE LIMITED	1,35,479.00	NBFC	AA+
16	SUNDARAM FINANCE LIMITED	6,66,367.00	NBFC	AAA
17	SUNDARAM HOME FINANCE LIMITED	6,25,000.00	HFC	AAA
18	TATA CAPITAL HOUSING FINANCE LIMITED	8,62,500.00	HFC	AAA
19	TATA CAPITAL LIMITED	58,78,013.00	NBFC	AAA
20	TOYOTA FINANCIAL SERVICES INDIA LIMITED	3,00,255.00	NBFC	AAA

### 1.11 New Eligible ISINs added in May 2026

Sr. No.	ISIN	Issuer Name	Baskets	Maturity
1	INE216P07290	AAVAS FINANCIERS LIMITED	NBHFCAA	26-06-2030
2	INE216P07217	AAVAS FINANCIERS LIMITED	NBHFCAA	26-11-2026
3	INE216P07225	AAVAS FINANCIERS LIMITED	NBHFCAA	25-03-2027
4	INE216P07241	AAVAS FINANCIERS LIMITED	NBHFCAA	29-10-2029
5	INE674K14CG9	ADITYA BIRLA CAPITAL LIMITED	CPA1+	27-07-2026

Sr. No.	ISIN	Issuer Name	Baskets	Maturity
6	INE674K14CH7	ADITYA BIRLA CAPITAL LIMITED	CPA1+	28-07-2026
7	INE674K14CI5	ADITYA BIRLA CAPITAL LIMITED	CPA1+	11-08-2026
8	INE674K14CJ3	ADITYA BIRLA CAPITAL LIMITED	CPA1+	12-08-2026
9	INE674K14CK1	ADITYA BIRLA CAPITAL LIMITED	CPA1+	15-10-2026
10	INE674K14CL9	ADITYA BIRLA CAPITAL LIMITED	CPA1+	18-08-2026
11	INE674K14CM7	ADITYA BIRLA CAPITAL LIMITED	CPA1+	17-08-2026
12	INE674K14BK3	ADITYA BIRLA CAPITAL LIMITED	CPA1+	07-05-2026
13	INE674K14BN7	ADITYA BIRLA CAPITAL LIMITED	CPA1+	31-07-2026
14	INE674K14BL1	ADITYA BIRLA CAPITAL LIMITED	CPA1+	30-04-2026
15	INE674K14BO5	ADITYA BIRLA CAPITAL LIMITED	CPA1+	06-05-2026
16	INE674K14BP2	ADITYA BIRLA CAPITAL LIMITED	CPA1+	04-02-2027
17	INE674K14BQ0	ADITYA BIRLA CAPITAL LIMITED	CPA1+	12-05-2026
18	INE674K14BS6	ADITYA BIRLA CAPITAL LIMITED	CPA1+	09-02-2027
19	INE674K14BR8	ADITYA BIRLA CAPITAL LIMITED	CPA1+	09-06-2026
20	INE831R07631	ADITYA BIRLA HOUSING FINANCE LIMITED	NBHFCAAA	25-01-2029
21	INE831R14GB2	ADITYA BIRLA HOUSING FINANCE LIMITED	CPA1+	06-08-2026
22	INE831R14GC0	ADITYA BIRLA HOUSING FINANCE LIMITED	CPA1+	10-08-2026
23	INE831R14FT6	ADITYA BIRLA HOUSING FINANCE LIMITED	CPA1+	05-05-2026
24	INE831R14FU4	ADITYA BIRLA HOUSING FINANCE LIMITED	CPA1+	07-05-2026
25	INE831R14FV2	ADITYA BIRLA HOUSING FINANCE LIMITED	CPA1+	12-05-2026
26	INE949L16EG4	AU SMALL FINANCE BANK LIMITED	CDA1+	02-02-2027
27	INE949L16EH2	AU SMALL FINANCE BANK LIMITED	CDA1+	15-02-2027
28	INE238AD6CH8	AXIS BANK LIMITED	CDA1+	18-03-2027
29	INE238AD6CG0	AXIS BANK LIMITED	CDA1+	05-03-2027
30	INE238AD6CI6	AXIS BANK LIMITED	CDA1+	18-08-2026
31	INE238AD6BZ2	AXIS BANK LIMITED	CDA1+	06-05-2026
32	INE238AD6CA3	AXIS BANK LIMITED	CDA1+	16-12-2026
33	INE238AD6CB1	AXIS BANK LIMITED	CDA1+	17-12-2026
34	INE891K14PZ1	AXIS FINANCE LIMITED	CPA1+	11-08-2026
35	INE891K14PT4	AXIS FINANCE LIMITED	CPA1+	12-02-2027
36	INE296A14G44	BAJAJ FINANCE LIMITED	CPA1+	05-08-2026
37	INE296A14G51	BAJAJ FINANCE LIMITED	CPA1+	06-08-2026
38	INE296A14G69	BAJAJ FINANCE LIMITED	CPA1+	07-05-2027
39	INE296A07TX5	BAJAJ FINANCE LIMITED	NBHFCAAA	12-05-2031
40	INE296A14G77	BAJAJ FINANCE LIMITED	CPA1+	10-08-2026
41	INE296A14G85	BAJAJ FINANCE LIMITED	CPA1+	11-08-2026
42	INE296A14G93	BAJAJ FINANCE LIMITED	CPA1+	12-08-2026
43	INE296A14H19	BAJAJ FINANCE LIMITED	CPA1+	13-08-2026
44	INE296A14H01	BAJAJ FINANCE LIMITED	CPA1+	14-08-2026
45	INE296A07TY3	BAJAJ FINANCE LIMITED	NBHFCAAA	20-05-2036
46	INE296A07TS5	BAJAJ FINANCE LIMITED	NBHFCAAA	25-01-2036
47	INE296A14E95	BAJAJ FINANCE LIMITED	CPA1+	04-05-2026
48	INE296A14F03	BAJAJ FINANCE LIMITED	CPA1+	03-02-2027
49	INE296A14F11	BAJAJ FINANCE LIMITED	CPA1+	04-02-2027
50	INE296A14E61	BAJAJ FINANCE LIMITED	CPA1+	30-04-2026
51	INE296A07TT3	BAJAJ FINANCE LIMITED	NBHFCAAA	11-02-2028
52	INE296A07TU1	BAJAJ FINANCE LIMITED	NBHFCAAA	20-02-2031
53	INE296A07TV9	BAJAJ FINANCE LIMITED	NBHFCAAA	12-03-2029
54	INE377Y14CF2	BAJAJ HOUSING FINANCE LIMITED	CPA1+	04-08-2026
55	INE377Y07631	BAJAJ HOUSING FINANCE LIMITED	NBHFCAAA	12-05-2031
56	INE377Y07649	BAJAJ HOUSING FINANCE LIMITED	NBHFCAAA	18-05-2029
57	INE377Y07623	BAJAJ HOUSING FINANCE LIMITED	NBHFCAAA	22-01-2029
58	INE377Y14BX7	BAJAJ HOUSING FINANCE LIMITED	CPA1+	04-02-2027
59	INE377Y14BY5	BAJAJ HOUSING FINANCE LIMITED	CPA1+	08-05-2026
60	INE028A16MB4	BANK OF BARODA	CDA1+	20-07-2026
61	INE028A16MA6	BANK OF BARODA	CDA1+	29-07-2026
62	INE028A16MC2	BANK OF BARODA	CDA1+	11-08-2026
63	INE028A16MD0	BANK OF BARODA	CDA1+	12-08-2026
64	INE028A16ME8	BANK OF BARODA	CDA1+	14-08-2026
65	INE028A16MG3	BANK OF BARODA	CDA1+	02-07-2026

Sr. No.	ISIN	Issuer Name	Baskets	Maturity
66	INE028A16MH1	BANK OF BARODA	CDA1+	21-07-2026
67	INE028A16MF5	BANK OF BARODA	CDA1+	17-08-2026
68	INE028A16MI9	BANK OF BARODA	CDA1+	20-08-2026
69	INE028A16MJ7	BANK OF BARODA	CDA1+	21-08-2026
70	INE028A16MK5	BANK OF BARODA	CDA1+	24-08-2026
71	INE028A16LE0	BANK OF BARODA	CDA1+	03-02-2027
72	INE028A16LG5	BANK OF BARODA	CDA1+	02-02-2027
73	INE028A16LF7	BANK OF BARODA	CDA1+	04-02-2027
74	INE028A16LH3	BANK OF BARODA	CDA1+	05-02-2027
75	INE028A16LI1	BANK OF BARODA	CDA1+	12-02-2027
76	INE084A16FW7	BANK OF INDIA	CDA1+	06-08-2026
77	INE084A16FX5	BANK OF INDIA	CDA1+	11-08-2026
78	INE084A16FH8	BANK OF INDIA	CDA1+	05-05-2026
79	INE084A16FI6	BANK OF INDIA	CDA1+	28-04-2026
80	INE084A16FJ4	BANK OF INDIA	CDA1+	06-05-2026
81	INE084A16FL0	BANK OF INDIA	CDA1+	07-05-2026
82	INE084A16FK2	BANK OF INDIA	CDA1+	03-09-2026
83	INE084A16FM8	BANK OF INDIA	CDA1+	08-05-2026
84	INE084A16FN6	BANK OF INDIA	CDA1+	11-05-2026
85	INE084A16FO4	BANK OF INDIA	CDA1+	13-05-2026
86	INE084A16FP1	BANK OF INDIA	CDA1+	15-05-2026
87	INE084A16FQ9	BANK OF INDIA	CDA1+	16-02-2027
88	INE477A14EH2	CAN FIN HOMES LIMITED	CPA1+	21-08-2026
89	INE476A16I91	CANARA BANK	CDA1+	13-08-2026
90	INE476A16I83	CANARA BANK	CDA1+	12-08-2026
91	INE476A16J09	CANARA BANK	CDA1+	14-08-2026
92	INE476A16J17	CANARA BANK	CDA1+	17-08-2026
93	INE476A16J25	CANARA BANK	CDA1+	19-08-2026
94	INE476A16G51	CANARA BANK	CDA1+	07-05-2026
95	INE476A16G69	CANARA BANK	CDA1+	08-05-2026
96	INE476A16G85	CANARA BANK	CDA1+	22-06-2026
97	INE476A16G77	CANARA BANK	CDA1+	10-06-2026
98	INE476A16H01	CANARA BANK	CDA1+	12-02-2027
99	INE121A07ST5	CHOLAMANDALAM INVESTMENT AND FINANCE COMPANY LIMITED	NBHFCAA+	05-06-2029
100	INE514E14TJ8	EXPORT IMPORT BANK OF INDIA	CPA1+	21-08-2026
101	INE514E14TD1	EXPORT IMPORT BANK OF INDIA	CPA1+	07-05-2026
102	INE514E14TE9	EXPORT IMPORT BANK OF INDIA	CPA1+	01-06-2026
103	INE047A14AW0	GRASIM INDUSTRIES LIMITED	CPA1+	28-07-2026
104	INE047A14AX8	GRASIM INDUSTRIES LIMITED	CPA1+	06-08-2026
105	INE047A14AS8	GRASIM INDUSTRIES LIMITED	CPA1+	18-03-2026
106	INE756I07FN1	HDB FINANCIAL SERVICES LIMITED	NBHFCAAAA	29-05-2028
107	INE756I07FO9	HDB FINANCIAL SERVICES LIMITED	NBHFCAAAA	18-05-2029
108	INE756I14FV0	HDB FINANCIAL SERVICES LIMITED	CPA1+	20-03-2026
109	INE756I14FW8	HDB FINANCIAL SERVICES LIMITED	CPA1+	30-03-2026
110	INE040A16JG4	HDFC BANK LIMITED	CDA1+	06-08-2026
111	INE040A16JF6	HDFC BANK LIMITED	CDA1+	28-07-2026
112	INE040A16JH2	HDFC BANK LIMITED	CDA1+	10-08-2026
113	INE040A16JI0	HDFC BANK LIMITED	CDA1+	29-07-2026
114	INE040A16JK6	HDFC BANK LIMITED	CDA1+	20-08-2026
115	INE040A16JL4	HDFC BANK LIMITED	CDA1+	21-08-2026
116	INE040A16JM2	HDFC BANK LIMITED	CDA1+	24-08-2026
117	INE040A16IM4	HDFC BANK LIMITED	CDA1+	05-02-2027
118	INE040A16IN2	HDFC BANK LIMITED	CDA1+	07-05-2026
119	INE267A08053	HINDUSTAN ZINC LIMITED	CORPAAA	02-02-2029
120	INE267A08061	HINDUSTAN ZINC LIMITED	CORPAAA	02-02-2028
121	INE090AD6337	ICICI BANK LIMITED	CDA1+	25-03-2027
122	INE071G14HV4	ICICI HOME FINANCE COMPANY LIMITED	CPA1+	06-08-2026
123	INE071G14HW2	ICICI HOME FINANCE COMPANY LIMITED	CPA1+	12-08-2026
124	INE071G14HX0	ICICI HOME FINANCE COMPANY LIMITED	CPA1+	19-08-2026
125	INE071G14HK7	ICICI HOME FINANCE COMPANY LIMITED	CPA1+	12-05-2026

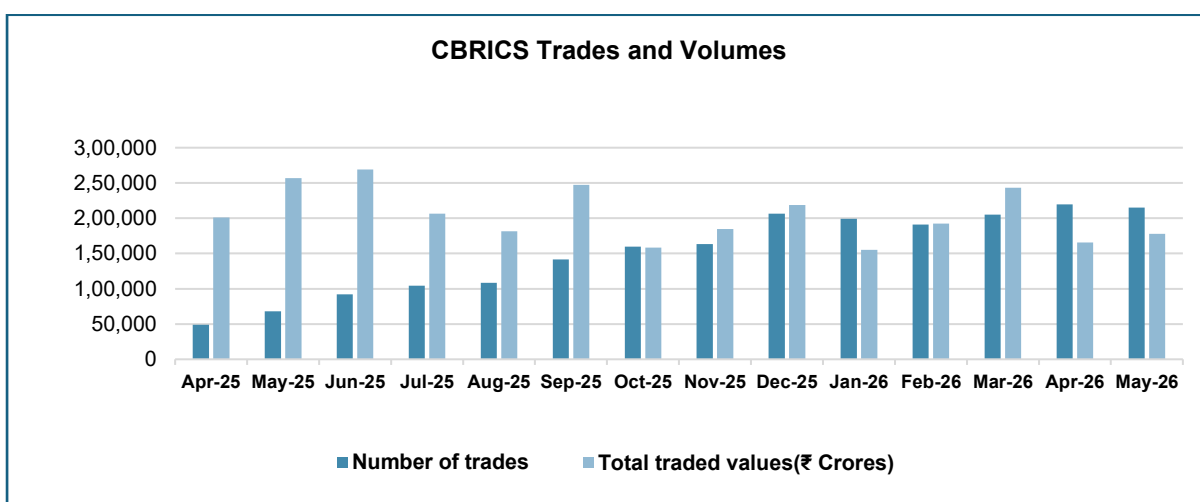
Sr. No.	ISIN	Issuer Name	Baskets	Maturity
126	INE071G07868	ICICI HOME FINANCE COMPANY LIMITED	NBHFCAAA	21-05-2029
127	INE763G14H82	ICICI SECURITIES LIMITED	CPA1+	09-03-2027
128	INE763G14H90	ICICI SECURITIES LIMITED	CPA1+	03-08-2026
129	INE763G14I08	ICICI SECURITIES LIMITED	CPA1+	02-11-2026
130	INE763G14I24	ICICI SECURITIES LIMITED	CPA1+	06-08-2026
131	INE763G14I16	ICICI SECURITIES LIMITED	CPA1+	30-06-2026
132	INE763G14I32	ICICI SECURITIES LIMITED	CPA1+	03-07-2026
133	INE763G14I57	ICICI SECURITIES LIMITED	CPA1+	12-08-2026
134	INE763G14I40	ICICI SECURITIES LIMITED	CPA1+	11-05-2027
135	INE763G14I65	ICICI SECURITIES LIMITED	CPA1+	13-11-2026
136	INE763G14I99	ICICI SECURITIES LIMITED	CPA1+	18-08-2026
137	INE763G14I73	ICICI SECURITIES LIMITED	CPA1+	17-08-2026
138	INE763G14I81	ICICI SECURITIES LIMITED	CPA1+	15-09-2026
139	INE763G14J07	ICICI SECURITIES LIMITED	CPA1+	21-05-2027
140	INE763G14J15	ICICI SECURITIES LIMITED	CPA1+	21-08-2026
141	INE763G14E77	ICICI SECURITIES LIMITED	CPA1+	26-02-2026
142	INE763G14F01	ICICI SECURITIES LIMITED	CPA1+	05-05-2026
143	INE763G14F19	ICICI SECURITIES LIMITED	CPA1+	06-05-2026
144	INE763G14F27	ICICI SECURITIES LIMITED	CPA1+	10-08-2026
145	INE763G14F35	ICICI SECURITIES LIMITED	CPA1+	12-02-2027
146	INE763G14F43	ICICI SECURITIES LIMITED	CPA1+	14-05-2026
147	INE092T16ZL1	IDFC FIRST BANK LIMITED	CDA1+	11-08-2026
148	INE092T16ZM9	IDFC FIRST BANK LIMITED	CDA1+	12-08-2026
149	INE092T16ZC0	IDFC FIRST BANK LIMITED	CDA1+	03-02-2027
150	INE092T16ZD8	IDFC FIRST BANK LIMITED	CDA1+	04-02-2027
151	INE092T16ZE6	IDFC FIRST BANK LIMITED	CDA1+	08-02-2027
152	INE562A16QX7	INDIAN BANK	CDA1+	10-08-2026
153	INE562A16QY5	INDIAN BANK	CDA1+	12-08-2026
154	INE562A16QZ2	INDIAN BANK	CDA1+	06-07-2026
155	INE562A16RA3	INDIAN BANK	CDA1+	02-07-2026
156	INE562A16QH0	INDIAN BANK	CDA1+	03-02-2027
157	INE562A16QI8	INDIAN BANK	CDA1+	05-02-2027
158	INE562A16QJ6	INDIAN BANK	CDA1+	09-02-2027
159	INE562A16QK4	INDIAN BANK	CDA1+	12-05-2026
160	INE562A16QL2	INDIAN BANK	CDA1+	13-05-2026
161	INE242A14YQ9	INDIAN OIL CORPORATION LIMITED	CPA1+	12-06-2026
162	INE095A160E2	INDUSIND BANK LIMITED	CDA1+	05-08-2026
163	INE095A161E0	INDUSIND BANK LIMITED	CDA1+	06-08-2026
164	INE095A162E8	INDUSIND BANK LIMITED	CDA1+	07-08-2026
165	INE095A163E6	INDUSIND BANK LIMITED	CDA1+	10-08-2026
166	INE095A164E4	INDUSIND BANK LIMITED	CDA1+	11-08-2026
167	INE095A165E1	INDUSIND BANK LIMITED	CDA1+	24-08-2026
168	INE095A161D2	INDUSIND BANK LIMITED	CDA1+	29-01-2027
169	INE095A162D0	INDUSIND BANK LIMITED	CDA1+	05-02-2027
170	INE095A163D8	INDUSIND BANK LIMITED	CDA1+	11-05-2026
171	INE095A164D6	INDUSIND BANK LIMITED	CDA1+	14-05-2026
172	INE095A165D3	INDUSIND BANK LIMITED	CDA1+	18-05-2026
173	INE936D14428	JAMNAGAR UTILITIES & POWER PRIVATE LIMITED	CPA1+	18-08-2026
174	INE936D14410	JAMNAGAR UTILITIES & POWER PRIVATE LIMITED	CPA1+	23-06-2026
175	INE237AD6125	KOTAK MAHINDRA BANK LIMITED	CDA1+	29-01-2027
176	INE237AD6133	KOTAK MAHINDRA BANK LIMITED	CDA1+	04-02-2027
177	INE237AD6141	KOTAK MAHINDRA BANK LIMITED	CDA1+	12-02-2027
178	INE916D146R7	KOTAK MAHINDRA PRIME LIMITED	CPA1+	20-11-2026
179	INE916D146S5	KOTAK MAHINDRA PRIME LIMITED	CPA1+	04-12-2026
180	INE916DA7TK3	KOTAK MAHINDRA PRIME LIMITED	NBHFCAAA	16-04-2031
181	INE916D146T3	KOTAK MAHINDRA PRIME LIMITED	CPA1+	05-04-2027
182	INE916D146M8	KOTAK MAHINDRA PRIME LIMITED	CPA1+	05-02-2027
183	INE498L14FM2	L&T FINANCE LIMITED	CPA1+	27-02-2026
184	INE018A14LT4	LARSEN AND TOUBRO LIMITED	CPA1+	18-03-2026
185	INE018A14LU2	LARSEN AND TOUBRO LIMITED	CPA1+	30-03-2026

Sr. No.	ISIN	Issuer Name	Baskets	Maturity
186	INE774D07VN2	MAHINDRA AND MAHINDRA FINANCIAL SERVICES LIMITED	NBHFCAAA	28-03-2029
187	INE774D14TS1	MAHINDRA AND MAHINDRA FINANCIAL SERVICES LIMITED	CPA1+	14-12-2026
188	INE774D14TT9	MAHINDRA AND MAHINDRA FINANCIAL SERVICES LIMITED	CPA1+	30-10-2026
189	INE774D07V00	MAHINDRA AND MAHINDRA FINANCIAL SERVICES LIMITED	NBHFCAAA	21-02-2028
190	INE774D07VP7	MAHINDRA AND MAHINDRA FINANCIAL SERVICES LIMITED	NBHFCAAA	18-05-2029
191	INE774D14TJ0	MAHINDRA AND MAHINDRA FINANCIAL SERVICES LIMITED	CPA1+	06-05-2026
192	INE774D14TK8	MAHINDRA AND MAHINDRA FINANCIAL SERVICES LIMITED	CPA1+	30-06-2026
193	INE522D07CL9	MANAPPURAM FINANCE LIMITED	NBHFCAA	27-03-2028
194	INE103A08019	MANGALORE REFINERY AND PETROCHEMICALS LIMITED	PSBFIAAA	12-04-2030
195	INE103A08035	MANGALORE REFINERY AND PETROCHEMICALS LIMITED	PSBFIAAA	29-01-2030
196	INE103A08050	MANGALORE REFINERY AND PETROCHEMICALS LIMITED	PSBFIAAA	14-04-2032
197	INE0CCU14138	MINDSPACE BUSINESS PARKS REIT	CPA1+	15-09-2026
198	INE0CCU07207	MINDSPACE BUSINESS PARKS REIT	CORPAAA	06-05-2036
199	INE261F14PF9	NATIONAL BANK FOR AGRICULTURE AND RURAL DEVELOPMENT	CPA1+	07-08-2026
200	INE261F14PG7	NATIONAL BANK FOR AGRICULTURE AND RURAL DEVELOPMENT	CPA1+	10-08-2026
201	INE261F14PH5	NATIONAL BANK FOR AGRICULTURE AND RURAL DEVELOPMENT	CPA1+	11-08-2026
202	INE261F14PI3	NATIONAL BANK FOR AGRICULTURE AND RURAL DEVELOPMENT	CPA1+	14-08-2026
203	INE261F14PJ1	NATIONAL BANK FOR AGRICULTURE AND RURAL DEVELOPMENT	CPA1+	17-08-2026
204	INE261F14PK9	NATIONAL BANK FOR AGRICULTURE AND RURAL DEVELOPMENT	CPA1+	18-08-2026
205	INE261F08ER0	NATIONAL BANK FOR AGRICULTURE AND RURAL DEVELOPMENT	PSBFIAAA	23-02-2029
206	INE261F16AI0	NATIONAL BANK FOR AGRICULTURE AND RURAL DEVELOPMENT	CDA1+	03-02-2027
207	INE261F16AJ8	NATIONAL BANK FOR AGRICULTURE AND RURAL DEVELOPMENT	CDA1+	04-02-2027
208	INE261F14CP1	NATIONAL BANK FOR AGRICULTURE AND RURAL DEVELOPMENT	CPA1+	07-05-2026
209	INE261F14OR7	NATIONAL BANK FOR AGRICULTURE AND RURAL DEVELOPMENT	CPA1+	08-05-2026
210	INE261F14OQ9	NATIONAL BANK FOR AGRICULTURE AND RURAL DEVELOPMENT	CPA1+	17-04-2026
211	INE261F08ES8	NATIONAL BANK FOR AGRICULTURE AND RURAL DEVELOPMENT	PSBFIAAA	16-03-2029
212	INE261F14OS5	NATIONAL BANK FOR AGRICULTURE AND RURAL DEVELOPMENT	CPA1+	14-05-2026
213	INE0KUG14025	NATIONAL BANK FOR FINANCING INFRASTRUCTURE AND DEVELOPMENT	CPA1+	04-08-2026
214	INE0KUG08134	NATIONAL BANK FOR FINANCING INFRASTRUCTURE AND DEVELOPMENT	PSBFIAAA	14-05-2036
215	INE0KUG08126	NATIONAL BANK FOR FINANCING INFRASTRUCTURE AND DEVELOPMENT	PSBFIAAA	12-02-2036
216	INE246R07897	NIIF INFRASTRUCTURE FINANCE LIMITED	NBHFCAAA	28-08-2031
217	INE246R07855	NIIF INFRASTRUCTURE FINANCE LIMITED	NBHFCAAA	27-02-2031
218	INE589A14405	NLC INDIA LIMITED	CPA1+	07-05-2026
219	INE357L07432	NOMURA CAPITAL (INDIA) PVT. LIMITED	NBHFCAAA	24-07-2026
220	INE357L07457	NOMURA CAPITAL (INDIA) PVT. LIMITED	NBHFCAAA	21-10-2026
221	INE357L07473	NOMURA CAPITAL (INDIA) PVT. LIMITED	NBHFCAAA	03-03-2028
222	INE357L07481	NOMURA CAPITAL (INDIA) PVT. LIMITED	NBHFCAAA	03-03-2028
223	INE357L07499	NOMURA CAPITAL (INDIA) PVT. LIMITED	NBHFCAAA	01-03-2027
224	INE357L07507	NOMURA CAPITAL (INDIA) PVT. LIMITED	NBHFCAAA	01-09-2027
225	INE357L07515	NOMURA CAPITAL (INDIA) PVT. LIMITED	NBHFCAAA	10-03-2028
226	INE733E14CB7	NTPC LIMITED	CPA1+	24-06-2026
227	INE134E07DJ3	POWER FINANCE CORPORATION LIMITED	PSBFIAAA	02-02-2041
228	INE134E07DL9	POWER FINANCE CORPORATION LIMITED	PSBFIAAA	02-02-2041
229	INE134E07DM7	POWER FINANCE CORPORATION LIMITED	PSBFIAAA	02-02-2036
230	INE134E07DN5	POWER FINANCE CORPORATION LIMITED	PSBFIAAA	02-02-2036
231	INE134E07DO3	POWER FINANCE CORPORATION LIMITED	PSBFIAAA	02-02-2036
232	INE134E07DP0	POWER FINANCE CORPORATION LIMITED	PSBFIAAA	03-02-2031
233	INE134E07DQ8	POWER FINANCE CORPORATION LIMITED	PSBFIAAA	03-02-2031
234	INE134E07DR6	POWER FINANCE CORPORATION LIMITED	PSBFIAAA	03-02-2031
235	INE134E07DS4	POWER FINANCE CORPORATION LIMITED	PSBFIAAA	02-02-2041
236	INE134E07DT2	POWER FINANCE CORPORATION LIMITED	PSBFIAAA	02-02-2041
237	INE134E07DU0	POWER FINANCE CORPORATION LIMITED	PSBFIAAA	02-02-2041
238	INE134E07DV8	POWER FINANCE CORPORATION LIMITED	PSBFIAAA	03-03-2036
239	INE134E07DW6	POWER FINANCE CORPORATION LIMITED	PSBFIAAA	03-03-2036
240	INE134E07DX4	POWER FINANCE CORPORATION LIMITED	PSBFIAAA	03-03-2036
241	INE134E08NZ6	POWER FINANCE CORPORATION LIMITED	PSBFIAAA	17-02-2031
242	INE134E08OA7	POWER FINANCE CORPORATION LIMITED	PSBFIAAA	16-02-2028

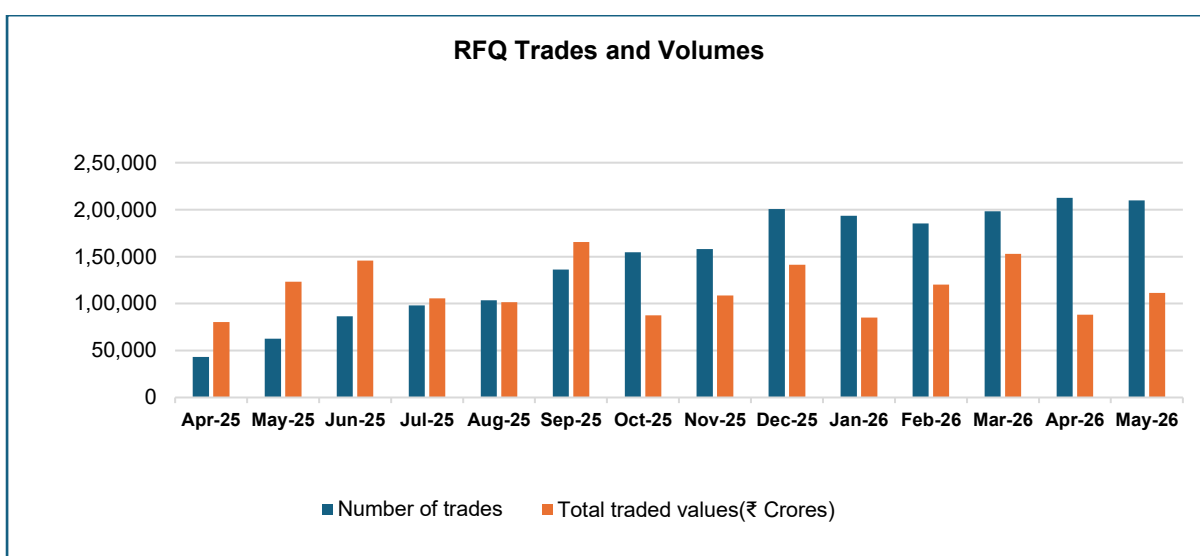
Sr. No.	ISIN	Issuer Name	Baskets	Maturity
243	INE160A16UD4	PUNJAB NATIONAL BANK	CDA1+	04-02-2027
244	INE160A16UE2	PUNJAB NATIONAL BANK	CDA1+	05-02-2027
245	INE160A16UF9	PUNJAB NATIONAL BANK	CDA1+	07-05-2026
246	INE160A16UG7	PUNJAB NATIONAL BANK	CDA1+	07-04-2026
247	INE160A16UH5	PUNJAB NATIONAL BANK	CDA1+	09-02-2027
248	INE160A16UI3	PUNJAB NATIONAL BANK	CDA1+	10-02-2027
249	INE160A16UJ1	PUNJAB NATIONAL BANK	CDA1+	12-05-2026
250	INE160A16UK9	PUNJAB NATIONAL BANK	CDA1+	18-05-2026
251	INE020B08GB8	REC LIMITED	PSBFIAAA	18-02-2028
252	INE721A07SN5	SHRIRAM FINANCE LIMITED	NBHFCAAA	31-07-2034
253	INE941D14758	SIKKA PORTS & TERMINALS LIMITED	CPA1+	13-08-2026
254	INE941D14766	SIKKA PORTS & TERMINALS LIMITED	CPA1+	25-06-2026
255	INE556F08LD8	SMALL INDUSTRIES DEVELOPMENT BANK OF INDIA	PSBFIAAA	10-08-2029
256	INE556F14MH5	SMALL INDUSTRIES DEVELOPMENT BANK OF INDIA	CPA1+	03-12-2026
257	INE556F16BX0	SMALL INDUSTRIES DEVELOPMENT BANK OF INDIA	CDA1+	29-01-2027
258	INE556F16BY8	SMALL INDUSTRIES DEVELOPMENT BANK OF INDIA	CDA1+	04-02-2027
259	INE556F16BZ5	SMALL INDUSTRIES DEVELOPMENT BANK OF INDIA	CDA1+	05-02-2027
260	INE556F16CA6	SMALL INDUSTRIES DEVELOPMENT BANK OF INDIA	CDA1+	09-02-2027
261	INE556F14LY2	SMALL INDUSTRIES DEVELOPMENT BANK OF INDIA	CPA1+	27-03-2026
262	INE556F14LZ9	SMALL INDUSTRIES DEVELOPMENT BANK OF INDIA	CPA1+	08-05-2026
263	INE556F08LC0	SMALL INDUSTRIES DEVELOPMENT BANK OF INDIA	PSBFIAAA	10-04-2029
264	INE556F14MA0	SMALL INDUSTRIES DEVELOPMENT BANK OF INDIA	CPA1+	11-05-2026
265	INE213W14190	SMFG INDIA HOME FINANCE COMPANY LIMITED	CPA1+	11-08-2026
266	INE403G07129	STANDARD CHARTERED CAPITAL LIMITED	NBHFCAAA	30-04-2027
267	INE660A14YZ3	SUNDARAM FINANCE LIMITED	CPA1+	28-01-2027
268	INE660A14ZA3	SUNDARAM FINANCE LIMITED	CPA1+	28-04-2027
269	INE660A14ZB1	SUNDARAM FINANCE LIMITED	CPA1+	10-05-2027
270	INE667F07JG2	SUNDARAM HOME FINANCE LIMITED	NBHFCAAA	19-05-2031
271	INE033L14OW8	TATA CAPITAL HOUSING FINANCE LIMITED	CPA1+	06-08-2026
272	INE033L07IS2	TATA CAPITAL HOUSING FINANCE LIMITED	NBHFCAAA	14-05-2029
273	INE033L14OX6	TATA CAPITAL HOUSING FINANCE LIMITED	CPA1+	19-08-2026
274	INE033L14OQ0	TATA CAPITAL HOUSING FINANCE LIMITED	CPA1+	03-02-2027
275	INE033L14OR8	TATA CAPITAL HOUSING FINANCE LIMITED	CPA1+	04-02-2027
276	INE033L07IR4	TATA CAPITAL HOUSING FINANCE LIMITED	NBHFCAAA	11-02-2028
277	INE976I14RH8	TATA CAPITAL LIMITED	CPA1+	05-08-2026
278	INE976I07DD1	TATA CAPITAL LIMITED	NBHFCAAA	12-05-2031
279	INE976I14RI6	TATA CAPITAL LIMITED	CPA1+	18-05-2027
280	INE976I14QU3	TATA CAPITAL LIMITED	CPA1+	02-02-2027
281	INE976I14QV1	TATA CAPITAL LIMITED	CPA1+	09-02-2027
282	INE976I07DE9	TATA CAPITAL LIMITED	NBHFCAAA	21-02-2029
283	INE151A14297	TATA COMMUNICATIONS LIMITED	CPA1+	21-08-2026
284	INE692Q07431	TOYOTA FINANCIAL SERVICES INDIA LIMITED	NBHFCAAA	28-07-2028
285	INE692Q07449	TOYOTA FINANCIAL SERVICES INDIA LIMITED	NBHFCAAA	07-09-2026
286	INE692Q07464	TOYOTA FINANCIAL SERVICES INDIA LIMITED	NBHFCAAA	21-11-2028
287	INE692Q07472	TOYOTA FINANCIAL SERVICES INDIA LIMITED	NBHFCAAA	19-01-2029
288	INE692Q07480	TOYOTA FINANCIAL SERVICES INDIA LIMITED	NBHFCAAA	19-03-2027
289	INE692Q07498	TOYOTA FINANCIAL SERVICES INDIA LIMITED	NBHFCAAA	25-01-2027
290	INE692Q07506	TOYOTA FINANCIAL SERVICES INDIA LIMITED	NBHFCAAA	31-05-2027
291	INE692Q07514	TOYOTA FINANCIAL SERVICES INDIA LIMITED	NBHFCAAA	16-07-2029
292	INE692Q07522	TOYOTA FINANCIAL SERVICES INDIA LIMITED	NBHFCAAA	29-09-2027
293	INE692Q07530	TOYOTA FINANCIAL SERVICES INDIA LIMITED	NBHFCAAA	17-12-2027
294	INE692Q07548	TOYOTA FINANCIAL SERVICES INDIA LIMITED	NBHFCAAA	21-03-2028
295	INE692Q07555	TOYOTA FINANCIAL SERVICES INDIA LIMITED	NBHFCAAA	22-02-2028
296	INE692Q07563	TOYOTA FINANCIAL SERVICES INDIA LIMITED	NBHFCAAA	13-06-2028
297	INE692Q07571	TOYOTA FINANCIAL SERVICES INDIA LIMITED	NBHFCAAA	28-08-2028
298	INE692Q07589	TOYOTA FINANCIAL SERVICES INDIA LIMITED	NBHFCAAA	15-12-2027
299	INE692Q07597	TOYOTA FINANCIAL SERVICES INDIA LIMITED	NBHFCAAA	15-01-2029
300	INE692Q07605	TOYOTA FINANCIAL SERVICES INDIA LIMITED	NBHFCAAA	28-12-2028
301	INE692Q07613	TOYOTA FINANCIAL SERVICES INDIA LIMITED	NBHFCAAA	17-11-2028
302	INE692Q07621	TOYOTA FINANCIAL SERVICES INDIA LIMITED	NBHFCAAA	18-11-2027

Sr. No.	ISIN	Issuer Name	Baskets	Maturity
303	INE692Q07639	TOYOTA FINANCIAL SERVICES INDIA LIMITED	NBHFCAAA	10-01-2028
304	INE692A16LY1	UNION BANK OF INDIA	CDA1+	28-07-2026
305	INE692A16MA9	UNION BANK OF INDIA	CDA1+	02-04-2027
306	INE692A16LZ8	UNION BANK OF INDIA	CDA1+	30-04-2027
307	INE692A16MB7	UNION BANK OF INDIA	CDA1+	04-05-2027
308	INE692A16MC5	UNION BANK OF INDIA	CDA1+	05-08-2026
309	INE692A16MD3	UNION BANK OF INDIA	CDA1+	07-05-2027
310	INE692A16ME1	UNION BANK OF INDIA	CDA1+	07-08-2026
311	INE692A16MG6	UNION BANK OF INDIA	CDA1+	02-07-2026
312	INE692A16MH4	UNION BANK OF INDIA	CDA1+	24-08-2026
313	INE112A08051	UNION BANK OF INDIA	TRIIAAA	08-11-2029
314	INE692A16KY3	UNION BANK OF INDIA	CDA1+	05-05-2026
315	INE692A16KZ0	UNION BANK OF INDIA	CDA1+	06-05-2026
316	INE692A16LA1	UNION BANK OF INDIA	CDA1+	07-05-2026
317	INE692A16LB9	UNION BANK OF INDIA	CDA1+	13-05-2026
318	INE692A16LC7	UNION BANK OF INDIA	CDA1+	14-05-2026
319	INE692A16LD5	UNION BANK OF INDIA	CDA1+	18-05-2026

## 2 Corporate Debt Secondary Market Updates – NSE



Source: NSE website



Source: NSE website

### 2.1 EBP Private placement data (Eligible on ARCL)

Month	No of Bonds	Issue Size in Rs. Crores
May-26	30	34,934.00
Apr-26	19	21,376.00
Mar-26	37	62,821.00
Feb-26	32	47,932.50
Jan-26	19	24,064.00
Dec-25	20	30,033.15
Nov-25	50	48,135.00
Oct-25	33	30,347.50
Sep-25	32	28,917.50
Aug-25	21	17,575.00
Jul-25	35	36,882.50
Jun-25	50	59,627.50
May-25	62	77,301.00
April-25	53	69,839.50

## 3 Regulatory Updates

### 3.1 SEBI Consultation Papers

Date	Circular Details
May 13, 2026	<a href="#">Consultation paper on Review of the SEBI (Issue and Listing of Municipal Debt Securities) Regulations, 2015.</a>
May 04, 2026	<a href="#">Consultation paper on amendments to the SEBI (Issue and Listing of Securitised Debt Instruments and Security Receipts) Regulations, 2008.</a>

### 3.2 SEBI Circulars

Date	Circular Details
May 08, 2026	<a href="#">Norms for sharing and usage of price data for educational purposes</a>
May 05, 2026	<a href="#">Advisory on Emerging Advanced Artificial Intelligence (AI) Tools for Vulnerability Detection</a>

### 3.3 ARCL Circulars

Date	Circular Details
May 29, 2026	<a href="#">List of eligible securities as collateral for Tri-party Repo for June 2026</a>
May 18, 2026	<a href="#">Reminder for Submission of Half Yearly Internal Audit Report by Clearing Members as of March 31, 2026</a>
May 18, 2026	<a href="#">Reminder for Submission of Half Yearly Networth Certificate as of March 31, 2026</a>
May 15, 2026	<a href="#">Settlement Calendar June 2026</a>
May 14, 2026	<a href="#">Norms for sharing and usage of price data for educational purposes</a>
May 12, 2026	<a href="#">Change in Procedure for Cash Margin Addition</a>
May 07, 2026	<a href="#">Penalty and Financial Disincentives Framework</a>

### About Us

AMC Repo Clearing Limited (ARCL), is a Limited Purpose Clearing Corporation, recognized by SEBI under SECC Regulations 2018, with the objective of providing clearing and settlement services with guaranteed settlement for repo trades in corporate debt securities.

RBI has granted Certificate of Authorisation to ARCL under Payment and Settlement System (PSS) Act, 2007, to offer Central Counterparty (CCP) services for repo transactions and it has also approved ARCL to act as a Tri-party Repo agent for tri-party repo trades in corporate debt securities.

### Contact Us

Name	Ms. Shweta Bhatt
Designation	Head of Operations
Email Id	<a href="mailto:operation@arclindia.com">operation@arclindia.com</a>
Contact No	022-69068007
Website	<a href="http://www.arclindia.com">www.arclindia.com</a>

### Disclaimer

This Newsletter contains information pertaining to the operations of AMC Repo Clearing Limited (ARCL) and its members. ARCL has taken every care to ensure that the information and/or data provided are accurate and complete, however, it does not warrant or make any representation as to the accuracy and completeness of the same. ARCL does not assume any responsibility for any errors and omissions in this Newsletter. ARCL does not accept any responsibility for the views expressed in the articles by the authors. ARCL shall not be liable to any member or any other person for any direct consequential or other damages arising out of the use of this Newsletter.