



tri-party bond repo newsletter

March 2026 | Issue No. 22

Contents

Key Highlights for March 2026	2
1 ARCL Tri-party Repo	2
1.1 Business Growth and Volume	2
1.2 Monthly Volume	2
1.3 Daily Trades – Tri-party Repo	3
1.4 Repo Tenor Analysis	5
1.5 Basket wise Trade Analysis.....	5
1.6 Netting Factor Analysis	5
1.7 Participant Category Analysis	6
1.8 Repo Rate Comparison.....	7
1.9 Comparison between ARCL Repo and OTC Corporate Bond Repo	7
1.10 Issuer Contribution to Core SGF in March 2026	8
1.11 New Eligible ISINs added in March 2026	8
2 Secondary Market Updates	13
2.1 EBP Private placement data (Listed Bonds)	13
3 Regulatory Updates	14
3.1 SEBI Circulars.....	14
3.2 RBI Notification	14
3.3 ARCL Circulars	14
About Us	15
Contact Us	15
Disclaimer	15

Key Highlights for March 2026

March was a month of new high for AMC Repo Clearing Ltd. (ARCL), a Limited Purpose Clearing Corporation. The highest ever monthly volume of ₹ 1,05,700.95 crores was achieved during the month of March 2026. The month also saw the highest ever daily traded volume of ₹ 8169.10 crores on March 30, 2026 with 710 trades being executed.

Other highlights:

- Cumulative Volume since inception ₹ 10.98 Trillion
- Highest number of trades executed during the day: 55 on March 30, 2026.
- Average daily volume in March 2026 was ₹ 5,872 crores.
- Average trade size increased from ₹ 103.76 crores to ₹ 127.19 crores.

1 ARCL Tri-party Repo

1.1 Business Growth and Volume

Year	No. of Days	Traded Value (Rs. Crores)	Total No. of Trades	Average Daily Value (Rs. Crores)	Avg. No of Trades	Avg. Trade Size (Rs. Crores)
2025-26	240	7,66,717.20	6028	3,194.66	25	127.19
2024-25	241	2,97,800.00	2870	1,235.68	12	103.76
2023-24**	160	33,778.00	536	211.11	3	63.02

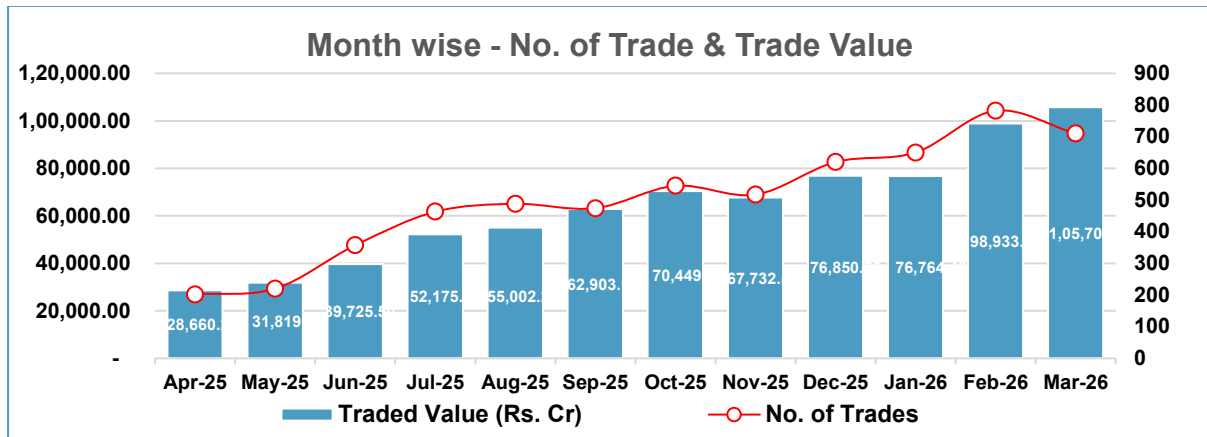
** Launch on July 28, 2023.

1.2 Monthly Volume

Period	No. of Days	Total		Average Daily		Average Trade Size (Rs. Crores)
		Trades	Value (Rs. Crores)	Trades	Value (Rs. Crores)	
Mar-2026	18	710	1,05,700.95	39	5,872.28	148.87
Feb-2026	19	782	98,933.20	41	5,207.01	126.51
Jan-2026	20	650	76,764.40	33	3,838.22	118.10
Dec-2025	22	620	76,850.70	28	3,493.21	123.95
Nov-2025	19	517	67,732.50	27	3,564.87	131.01
Oct-2025	20	545	70,449.90	27	3,522.50	129.27
Sep-2025	21	474	62,903.15	23	2,995.39	132.71
Aug-2025	19	488	55,002.20	26	2,894.85	112.71
Jul-2025	23	463	52,175.10	20	2,268.48	112.69
Jun-2025	21	357	39,725.50	17	1,891.69	111.28
May-2025	20	220	31,819.40	11	1,590.97	144.63
Apr-2025	18	202	28,660.20	11	1,592.23	141.88
Mar-2025	19	266	35,722.20	14	1,880.12	134.29
Feb-2025	18	281	32,778.40	16	1,821.02	116.65
Jan-2025	23	364	42,156.90	16	1,832.91	115.82
Dec-2024	21	333	34,134.50	16	1,625.45	102.51
Nov-2024	18	217	22,644.10	12	1,258.00	104.35
Oct-2024	22	204	22,838.00	9	1,038.09	111.95
Sep-2024	20	198	19,693.00	10	984.65	99.46
Aug-2024	21	207	20,014.00	10	953.05	96.69
Jul-2024	22	192	18,514.00	9	841.55	96.43
Jun-2024	19	154	16,076.00	8	846.11	104.39
May-2024	20	252	18,987.00	13	949.35	75.35
Apr-2024	18	202	14,241.90	11	791.22	70.50
Mar-2024	18	142	12,262.00	8	681.22	86.35
Feb-2024	20	122	10,524.00	6	526.20	86.26
Jan-2024	21	46	2,432.00	2	115.81	52.87

Period	No. of Days	Total		Average Daily		Average Trade Size (Rs. Crores)
		Trades	Value (Rs. Crores)	Trades	Value (Rs. Crores)	
Dec-2023	20	74	3,225.00	4	161.25	43.58
Nov-2023	20	100	3,870.00	5	193.50	38.70
Oct-2023	20	32	825.00	2	41.25	25.78
Sep-2023	18	8	160.00	-	8.89	20.00
Aug-2023	-	-	-	-	-	-
Jul-2023 *	2	12	480.00	6	240.00	40.00

* Launch on July 28, 2023.



1.3 Daily Trades – Tri-party Repo

Trade Date	Basket Details	Settlement Type	Repo Tenor	Forward Leg / Maturity Date	Weighted Avg. Rate (%)	No. of Trades	Traded Value (Rs. Crores)
30-03-2026	PSBFIAAA	T0	3	02-04-2026	8.10	17	2051.35
30-03-2026	NBHFCAAA	T0	3	02-04-2026	7.84	18	2082.75
30-03-2026	CPA1+	T0	3	02-04-2026	8.02	9	1800.00
30-03-2026	CDA1+	T0	3	02-04-2026	8.00	11	2235.00
27-03-2026	PSBFIAAA	T0	3	30-03-2026	6.74	17	2413.55
27-03-2026	NBHFCAAA	T0	3	30-03-2026	6.85	17	2407.00
27-03-2026	CPA1+	T0	3	30-03-2026	7.00	1	250.00
27-03-2026	CDA1+	T0	3	30-03-2026	7.00	7	1280.00
25-03-2026	PSBFIAAA	T0	2	27-03-2026	6.21	23	2133.95
25-03-2026	NBHFCAAA	T0	2	27-03-2026	6.13	15	2969.50
25-03-2026	CPA1+	T0	2	27-03-2026	5.85	1	250.00
25-03-2026	CORPAA+	T0	2	27-03-2026	5.80	1	25.00
25-03-2026	CDA1+	T0	2	27-03-2026	6.29	4	780.00
24-03-2026	PSBFIAAA	T0	1	25-03-2026	5.66	24	2877.95
24-03-2026	NBHFCAAA	T0	1	25-03-2026	5.67	19	2885.00
24-03-2026	CPA1+	T0	1	25-03-2026	5.50	1	250.00
24-03-2026	CDA1+	T0	1	25-03-2026	5.52	5	975.00
23-03-2026	PSBFIAAA	T0	1	24-03-2026	5.53	22	2612.90
23-03-2026	NBHFCAAA	T0	1	24-03-2026	5.50	14	2885.00
23-03-2026	NBHFCAA+	T0	1	24-03-2026	5.72	2	150.00
23-03-2026	CPA1+	T0	1	24-03-2026	5.50	1	250.00
23-03-2026	CDA1+	T0	1	24-03-2026	5.50	4	780.00
20-03-2026	PSBFIAAA	T0	3	23-03-2026	5.46	15	1894.20
20-03-2026	NBHFCAAA	T0	3	23-03-2026	5.44	15	2885.00
20-03-2026	NBHFCAA+	T0	3	23-03-2026	5.70	1	150.00
20-03-2026	CPA1+	T0	3	23-03-2026	5.44	1	250.00

Trade Date	Basket Details	Settlement Type	Repo Tenor	Forward Leg / Maturity Date	Weighted Avg. Rate (%)	No. of Trades	Traded Value (Rs. Crores)
20-03-2026	CDA1+	T0	3	23-03-2026	5.45	4	780.00
18-03-2026	PSBFIAAA	T0	2	20-03-2026	5.34	19	2460.35
18-03-2026	NBHFCAAA	T0	2	20-03-2026	5.35	19	2868.00
18-03-2026	NBHFCAA+	T0	2	20-03-2026	5.60	1	150.00
18-03-2026	CPA1+	T0	2	20-03-2026	5.45	1	250.00
18-03-2026	CDA1+	T0	2	20-03-2026	5.33	4	780.00
17-03-2026	PSBFIAAA	T0	1	18-03-2026	5.42	20	2189.65
17-03-2026	NBHFCAAA	T0	1	18-03-2026	5.41	13	2865.00
17-03-2026	NBHFCAA+	T0	1	18-03-2026	5.70	1	150.00
17-03-2026	CPA1+	T0	1	18-03-2026	5.49	1	250.00
17-03-2026	CDA1+	T0	1	18-03-2026	5.43	4	795.00
16-03-2026	PSBFIAAA	T0	1	17-03-2026	5.44	19	2033.75
16-03-2026	NBHFCAAA	T0	1	17-03-2026	5.38	16	2955.00
16-03-2026	NBHFCAA+	T0	1	17-03-2026	5.85	1	150.00
16-03-2026	CPA1+	T0	1	17-03-2026	5.30	1	250.00
16-03-2026	CDA1+	T0	1	17-03-2026	5.29	5	920.00
13-03-2026	PSBFIAAA	T0	3	16-03-2026	5.08	18	2029.25
13-03-2026	NBHFCAAA	T0	3	16-03-2026	5.04	16	2615.00
13-03-2026	NBHFCAA+	T0	3	16-03-2026	5.25	1	150.00
13-03-2026	CPA1+	T0	3	16-03-2026	5.04	1	250.00
13-03-2026	CDA1+	T0	3	16-03-2026	5.05	4	780.00
12-03-2026	PSBFIAAA	T0	1	13-03-2026	5.02	19	2214.25
12-03-2026	NBHFCAAA	T0	1	13-03-2026	5.01	12	2215.00
12-03-2026	CPA1+	T0	1	13-03-2026	5.04	1	250.00
12-03-2026	CDA1+	T0	1	13-03-2026	5.04	2	500.00
11-03-2026	PSBFIAAA	T0	1	12-03-2026	5.02	17	2074.25
11-03-2026	NBHFCAAA	T0	1	12-03-2026	5.02	13	2335.00
11-03-2026	CPA1+	T0	1	12-03-2026	5.08	1	250.00
11-03-2026	CDA1+	T0	1	12-03-2026	5.08	2	500.00
10-03-2026	PSBFIAAA	T0	1	11-03-2026	5.04	15	2033.20
10-03-2026	NBHFCAAA	T0	1	11-03-2026	5.03	13	2215.00
10-03-2026	CPA1+	T0	1	11-03-2026	5.08	1	250.00
10-03-2026	CDA1+	T0	1	11-03-2026	5.07	2	500.00
09-03-2026	PSBFIAAA	T0	1	10-03-2026	5.04	19	2090.70
09-03-2026	NBHFCAAA	T0	1	10-03-2026	5.04	13	2643.00
09-03-2026	CPA1+	T0	1	10-03-2026	5.07	1	250.00
09-03-2026	CDA1+	T0	1	10-03-2026	5.07	2	500.00
06-03-2026	PSBFIAAA	T0	3	09-03-2026	5.04	15	2048.40
06-03-2026	NBHFCAAA	T0	3	09-03-2026	5.03	18	2450.00
06-03-2026	CPA1+	T0	3	09-03-2026	5.10	1	250.00
06-03-2026	CDA1+	T0	3	09-03-2026	5.10	2	500.00
05-03-2026	PSBFIAAA	T0	1	06-03-2026	5.04	17	1848.40
05-03-2026	NBHFCAAA	T0	1	06-03-2026	5.04	14	2215.00
05-03-2026	CPA1+	T0	1	06-03-2026	5.10	1	250.00
05-03-2026	CDA1+	T0	1	06-03-2026	5.10	4	500.00
04-03-2026	PSBFIAAA	T0	1	05-03-2026	5.05	21	2984.80
04-03-2026	NBHFCAAA	T0	1	05-03-2026	5.05	14	1955.00
04-03-2026	CDA1+	T0	1	05-03-2026	5.08	3	545.00
02-03-2026	PSBFIAAA	T0	2	04-03-2026	5.06	19	1834.80
02-03-2026	NBHFCAAA	T0	2	04-03-2026	5.07	12	1955.00
02-03-2026	CDA1+	T0	2	04-03-2026	5.09	2	350.00

1.4 Repo Tenor Analysis

Period	Overnight		2-3 Days		4-7 Days	
	% of Total Trades	% of Total Value	% of Total Trades	% of Total Value	% of Total Trades	% of Total Value
Mar-2026	53.52	54.25	46.48	45.75	0.00	0.00
Feb-2026	75.58	74.42	24.42	25.58	0.00	0.00
Jan-2026	68.46	68.70	25.85	25.58	5.69	5.72
Dec-2025	74.52	73.79	24.84	24.97	0.65	1.24
Nov-2025	72.53	72.91	27.47	27.09	0.00	0.00
Oct-2025	67.71	67.18	32.29	32.82	0.00	0.00
Sep-2025	79.32	79.97	14.56	15.43	6.12	4.60
Aug-2025	69.88	68.34	25.00	26.50	5.12	5.16
Jul-2025	84.02	83.99	15.98	16.01	0.00	0.00
Jun-2025	81.51	80.77	18.49	19.23	0.00	0.00
May-2025	74.09	75.77	20.91	18.74	5.00	5.49
Apr-2025	68.32	68.35	21.29	21.58	10.40	10.07
Mar-2025	78.57	79.49	11.28	11.14	10.15	9.37
Feb-2025	71.17	66.79	28.83	33.21	0.00	0.00
Jan-2025	78.02	77.47	21.70	22.20	0.28	0.33
Dec-2024	73.87	74.36	26.13	25.64	0.00	0.00
Nov-2024	73.27	73.76	19.35	20.06	7.37	6.17
Oct-2024	74.51	71.21	21.08	25.62	4.41	3.17
Sep-2024	73.23	74.36	20.71	20.53	6.06	5.12
Aug-2024	70.53	70.96	28.02	27.70	1.45	1.35
Jul-2024	74.48	75.75	24.48	23.17	1.04	1.08
Jun-2024	79.87	79.62	14.29	15.03	5.84	5.35
May-2024	71.03	69.48	25.00	25.22	3.97	5.30
Apr-2024	54.95	55.48	45.05	44.52	0.00	0.00
Mar-2024	69.72	70.09	13.38	11.56	16.90	18.34
Feb-2024	81.97	81.47	13.93	14.11	4.10	4.42
Jan-2024	82.61	84.87	6.52	1.77	10.87	13.36
Dec-2023	81.08	82.17	12.16	10.85	6.76	6.98
Nov-2023	63.00	63.44	26.00	24.55	11.00	12.02
Oct-2023	68.75	66.67	31.25	33.33	0.00	0.00
Sep-2023	62.50	78.13	37.50	21.88	0.00	0.00
Aug-2023	0.00	0.00	0.00	0.00	0.00	0.00
Jul-2023*	0.00	0.00	100.00	100.00	0.00	0.00

* Launch on July 28, 2023

1.5 Basket wise Trade Analysis

Basket Type	% of Total Trades	% of Total Value	Average Trade Size (Rs. Crs)	Weighted Average Rate (%)	Max Rate (%)	Min Rate (%)
PSBFIAAA	47.32	37.68	118.53	5.52	8.25	4.98
NBHFCAAA	38.17	42.95	167.53	5.49	8.25	5.00
CORPAA+	0.14	0.02	25.00	5.80	5.80	5.80
NBHFCAA+	0.99	0.85	128.57	5.64	5.85	5.25
CDA1+	10.00	13.24	197.18	5.91	8.15	5.03
CPA1+	3.38	5.25	231.25	6.25	8.15	5.04

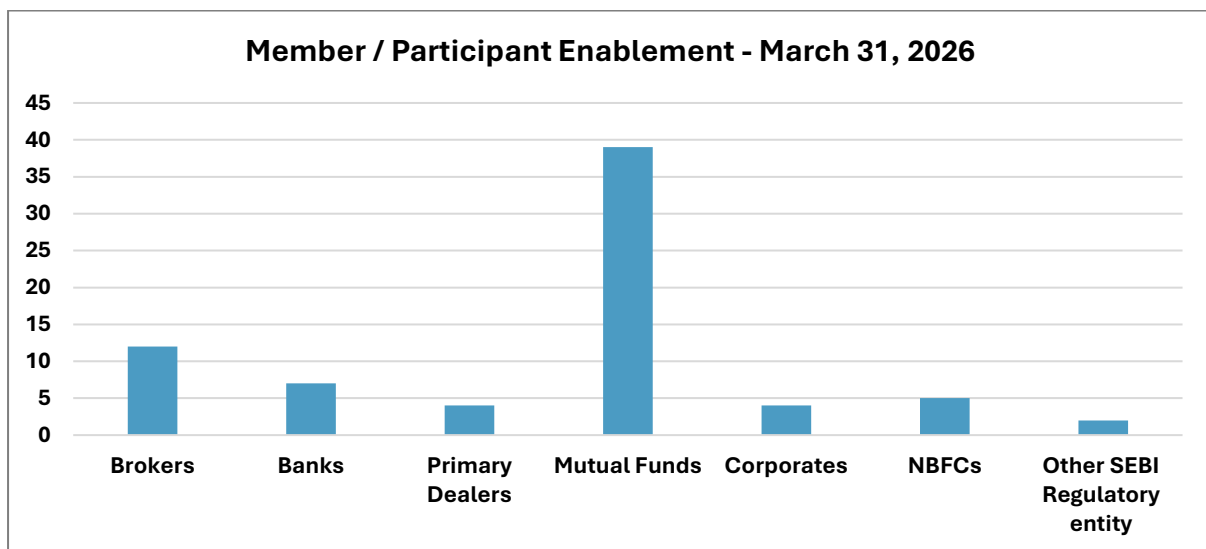
1.6 Netting Factor Analysis

Month	Gross Settlement Value (Rs. Crs)	Net Settlement Value (Rs. Crs)	Netting %
Mar-2026	4,16,446.04	45,304.16	89.12
Feb-2026	3,95,704.74	35,203.86	91.10
Jan-2026	3,03,936.37	33,494.88	88.98
Dec-2025	3,07,611.70	49,389.80	83.94
Nov-2025	2,70,813.97	22,933.00	91.53

Month	Gross Settlement Value (Rs. Crs)	Net Settlement Value (Rs. Crs)	Netting %
Oct-2025	2,83,680.21	32,462.98	88.56
Sep-2025	2,42,845.62	34,603.28	85.75
Aug-2025	2,19,489.54	32,706.76	85.10
Jul-2025	2,07,083.66	31,991.56	84.55
Jun-2025	1,57,908.73	25,770.45	83.68
May-2025	1,27,479.31	22,636.47	82.24
Apr-2025	1,13,733.10	17,094.59	84.97
Mar-2025	1,43,903.35	22,441.43	84.41
Feb-2025	1,31,699.74	16,231.18	87.68
Jan-2025	1,69,421.45	19,106.69	88.72
Dec-2024	1,34,617.46	12,895.79	90.42
Nov-2024	89,372.31	12,472.94	86.04
Oct-2024	92,889.43	17,106.15	81.58
Sep-2024	77,670.82	16,311.80	79.00
Aug-2024	79,334.55	16,855.52	78.75
Jul-2024	74,546.04	13,501.83	81.89
Jun-2024	64,675.18	9,071.54	85.97
May-2024	75,608.62	12,627.09	83.30
Apr-2024	56,706.86	8,201.85	85.54
Mar-2024	48,793.38	7,054.92	85.54
Feb-2024	41,790.42	6,121.36	85.35
Jan-2024	8,776.65	2,153.57	75.46
Dec-2023	13,498.23	4,949.68	63.33
Nov-2023	14,927.40	6,158.34	58.74

1.7 Participant Category Analysis

Category of Participant	Number of Trades	Borrower			Lender			% of Total Value
		Trade Value	% of Total Trades	% of Total Value	Number of Trades	Trade Value	% of Total Trades	
Stockbroker	26	588.50	3.66	0.56	0	0.00	0.00	0.00
Bank	6	1,041.00	0.85	0.98	3	325	0.42	0.31
Primary Dealer	373	70,446.30	52.54	66.65	0	0.00	0.00	0.00
Mutual Fund	21	3,286.75	2.95	3.11	707	1,05,375.95	99.58	99.69
Corporate	165	23,223.30	23.24	21.97	0	0.00	0.00	0.00
NBFC	45	1,806.70	6.34	1.71	0	0.00	0.00	0.00
Merchant Banker	74	5,308.40	10.42	5.02	0	0.00	0.00	0.00



1.8 Repo Rate Comparison

Month	ARCL Repo WAR (%)	CCIL TREPS WAR (%)	CCIL CROMS WAR (%)	OTC Repo WAR (%)
Mar-26	5.60	5.09	5.14	6.18
Feb-26	4.98	4.69	4.77	6.39
Jan-26	5.44	5.20	5.29	6.41
Dec-25	5.43	5.22	5.28	6.46
Nov-25	5.42	5.25	5.31	6.10
Oct-25	5.56	5.39	5.43	6.45
Sep-25	5.60	5.39	5.43	6.35
Aug-25	5.53	5.38	5.26	6.36
Jul-25	5.50	5.33	5.36	6.28
Jun-25	5.51	5.33	5.24	5.83
May-25	5.92	5.74	5.69	6.54
Apr-25	6.10	5.82	5.91	6.76
Mar-25	6.48	6.14	6.27	6.38
Feb-25	6.51	6.24	6.32	7.61
Jan-25	6.79	6.52	6.62	7.30
Dec-24	6.80	6.54	6.58	6.87
Nov-24	6.60	6.44	6.42	6.53
Oct-24	6.52	6.36	6.40	7.11
Sep-24	6.66	6.41	6.52	6.75
Aug-24	6.68	6.37	6.45	7.79
Jul-24	6.68	6.43	6.46	6.89
Jun-24	6.77	6.49	6.51	7.01
May-24	6.75	6.53	6.56	7.67
Apr-24	6.73	6.53	6.48	7.67
Mar-24	6.84	6.52	6.60	6.82
Feb-24	6.83	6.14	6.24	7.18
Jan-24	7.08	6.74	6.79	7.72
Dec-23	7.03	6.76	6.78	7.84
Nov-23	7.03	6.77	6.79	7.06

Source: ARCL, RBI - Money Market Operations and CCIL

1.9 Comparison between ARCL Repo and OTC Corporate Bond Repo

Trade Date	ARCL Repo Trades		OTC Repo Trades			
	No. of Trades	Traded Value (Rs. Crores)	ARCL Eligible ISIN		ARCL Ineligible ISIN	
			No. of Trades	Traded Value (Rs. Crores)	No. of trades	Traded Value (Rs. Crores)
02-03-2026	33	4139.80	3	70.00	0	0.00
04-03-2026	38	5484.80	8	1570.00	1	200.00
05-03-2026	36	4813.40	3	70.00	0	0.00
06-03-2026	36	5248.40	3	70.00	0	0.00
09-03-2026	35	5483.70	2	50.00	0	0.00
10-03-2026	31	4998.20	3	70.00	0	0.00
11-03-2026	33	5159.25	3	70.00	0	0.00
12-03-2026	34	5179.25	3	70.00	0	0.00
13-03-2026	40	5824.25	0	0.00	0	0.00
16-03-2026	42	6308.75	5	842.50	0	0.00
17-03-2026	39	6249.65	3	65.00	0	0.00
18-03-2026	44	6508.35	3	65.00	2	50.00
20-03-2026	36	5959.20	3	65.00	0	0.00
23-03-2026	43	6677.90	2	40.00	0	0.00
24-03-2026	49	6987.95	2	40.00	0	0.00
25-03-2026	44	6158.45	1	200.00	1	20.00
27-03-2026	42	6350.55	0	0.00	0	0.00
30-03-2026	55	8169.10	2	1000.00	0	0.00

1.10 Issuer Contribution to Core SGF in March 2026

Sr. No.	Name of the issuer	Amount in Rs.	Category	Rating
1	ADITYA BIRLA CAPITAL LIMITED	29,02,458.00	NBFC	AAA
2	AXIS FINANCE LIMITED	21,75,484.00	NBFC	AAA
3	BAJAJ HOUSING FINANCE LIMITED	7,23,288.00	HFC	AAA
4	BANK OF BARODA	3,50,00,000.00	BANK	AAA
5	CHOLAMANDALAM INVESTMENT AND FIN. CO. LIMITED	30,00,000.00	NBFC	AA+
6	EMBASSY OFFICE PARKS REIT	69,99,701.00	CORP	AAA
7	EXPORT IMPORT BANK OF INDIA	1,00,00,000.00	FI	AAA
8	HDB FINANCIAL SERVICES LIMITED	4,35,582.00	NBFC	AAA
9	INDIA INFRADEBT LIMITED	6,35,616.00	CORP	AAA
10	INDIAN BANK	2,50,05,296.00	BANK	AAA
11	JIO CREDIT LIMITED	25,00,000.00	NBFC	AAA
12	MINDSPACE BUSINESS PARKS REIT	8,40,000.00	CORP	AAA
13	NATIONAL BANK FOR AGRICULTURE AND RURAL DEVELOPMENT	1,98,81,117.00	FI	AAA
14	NIIF INFRASTRUCTURE FINANCE LIMITED	24,34,736.00	PSU	AAA
15	PNB HOUSING FINANCE LIMITED	4,50,000.00	HFC	AA+
16	POWER FINANCE CORPORATION LIMITED	1,80,10,948.00	PSU	AAA
17	REC LIMITED	75,08,219.00	PSU	AAA
18	SMFG INDIA HOME FINANCE COMPANY LIMITED	7,50,000.00	HFC	AAA
19	STATE BANK OF INDIA	3,02,61,500.00	BANK	AAA
20	SUNDARAM FINANCE LIMITED	11,25,000.00	NBFC	AAA
21	TATA CAPITAL LIMITED	23,58,860.00	NBFC	AAA
22	TORRENT POWER LIMITED	89,83,219.00	CORP	AA+
23	UNION BANK OF INDIA	1,50,03,178.00	BANK	AAA

1.11 New Eligible ISINs added in March 2026

Sr. No.	ISIN	Issuer Name	Baskets	Maturity
1	INE674K14BT4	ADITYA BIRLA CAPITAL LIMITED	CPA1+	18-02-2027
2	INE674K14BU2	ADITYA BIRLA CAPITAL LIMITED	CPA1+	22-05-2026
3	INE674K14BV0	ADITYA BIRLA CAPITAL LIMITED	CPA1+	25-05-2026
4	INE674K14BW8	ADITYA BIRLA CAPITAL LIMITED	CPA1+	26-05-2026
5	INE674K14BZ1	ADITYA BIRLA CAPITAL LIMITED	CPA1+	29-01-2027
6	INE674K14BX6	ADITYA BIRLA CAPITAL LIMITED	CPA1+	26-02-2027
7	INE674K14BY4	ADITYA BIRLA CAPITAL LIMITED	CPA1+	11-01-2027
8	INE831R14FW0	ADITYA BIRLA HOUSING FINANCE LIMITED	CPA1+	16-02-2027
9	INE831R14FX8	ADITYA BIRLA HOUSING FINANCE LIMITED	CPA1+	23-02-2027
10	INE831R14FY6	ADITYA BIRLA HOUSING FINANCE LIMITED	CPA1+	02-03-2027
11	INE831R14FZ3	ADITYA BIRLA HOUSING FINANCE LIMITED	CPA1+	04-03-2027
12	INE831R14GA4	ADITYA BIRLA HOUSING FINANCE LIMITED	CPA1+	09-03-2027
13	INE949L16EI0	AU SMALL FINANCE BANK LIMITED	CDA1+	18-02-2027
14	INE949L16EJ8	AU SMALL FINANCE BANK LIMITED	CDA1+	03-03-2027
15	INE238AD6CD7	AXIS BANK LIMITED	CDA1+	10-09-2026
16	INE891K14PU2	AXIS FINANCE LIMITED	CPA1+	26-05-2026
17	INE891K14PW8	AXIS FINANCE LIMITED	CPA1+	25-01-2027
18	INE891K14PX6	AXIS FINANCE LIMITED	CPA1+	21-09-2026
19	INE891K14PV0	AXIS FINANCE LIMITED	CPA1+	29-01-2027
20	INE891K07AK9	Axis Finance Limited	NBHFCAAA	10-03-2036
21	INE296A14F29	BAJAJ FINANCE LIMITED	CPA1+	01-06-2026
22	INE296A14E87	BAJAJ FINANCE LIMITED	CPA1+	03-06-2026
23	INE296A14F37	BAJAJ FINANCE LIMITED	CPA1+	04-06-2026
24	INE296A14F45	BAJAJ FINANCE LIMITED	CPA1+	08-06-2026
25	INE296A14F52	BAJAJ FINANCE LIMITED	CPA1+	10-06-2026
26	INE296A14F60	BAJAJ FINANCE LIMITED	CPA1+	17-06-2026
27	INE377Y14BZ2	BAJAJ HOUSING FINANCE LIMITED	CPA1+	23-02-2027
28	INE377Y14CA3	BAJAJ HOUSING FINANCE LIMITED	CPA1+	12-03-2027
29	INE377Y14CB1	BAJAJ HOUSING FINANCE LIMITED	CPA1+	17-06-2026

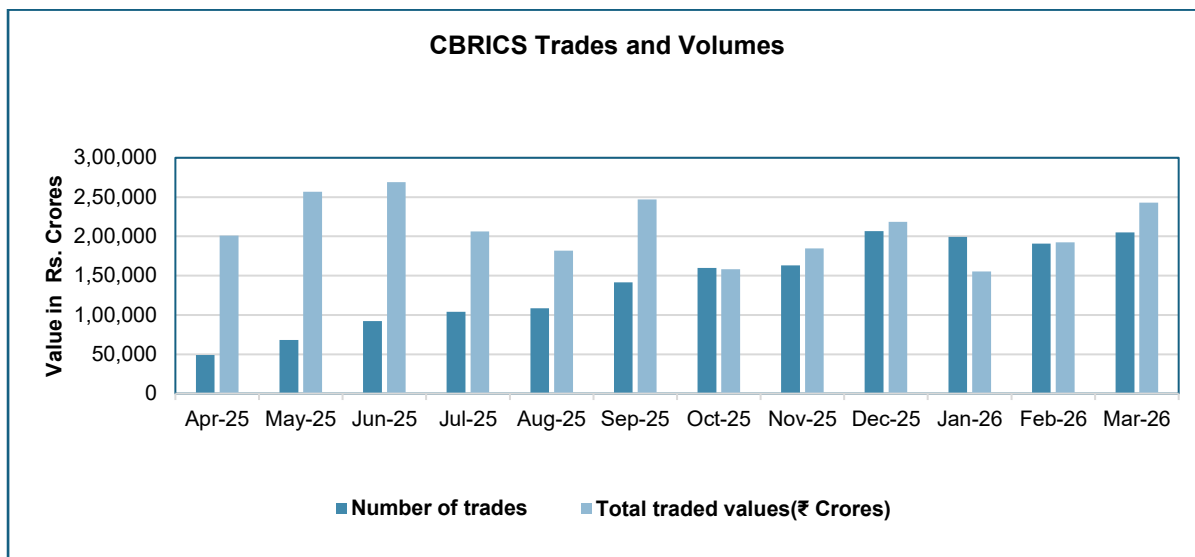
Sr. No.	ISIN	Issuer Name	Baskets	Maturity
30	INE028A16LJ9	BANK OF BARODA	CDA1+	19-05-2026
31	INE028A16LL5	BANK OF BARODA	CDA1+	23-12-2026
32	INE028A16LM3	BANK OF BARODA	CDA1+	26-05-2026
33	INE028A16LN1	BANK OF BARODA	CDA1+	29-05-2026
34	INE028A08380	BANK OF BARODA	PSBFIAAA	05-03-2033
35	INE028A16LP6	BANK OF BARODA	CDA1+	02-04-2026
36	INE028A16LO9	BANK OF BARODA	CDA1+	10-09-2026
37	INE028A16LQ4	BANK OF BARODA	CDA1+	04-06-2026
38	INE028A16LR2	BANK OF BARODA	CDA1+	05-03-2027
39	INE028A16LS0	BANK OF BARODA	CDA1+	08-03-2027
40	INE028A16LU6	BANK OF BARODA	CDA1+	09-04-2026
41	INE028A16LT8	BANK OF BARODA	CDA1+	09-06-2026
42	INE028A16LV4	BANK OF BARODA	CDA1+	07-04-2026
43	INE028A16LW2	BANK OF BARODA	CDA1+	11-03-2027
44	INE028A16LX0	BANK OF BARODA	CDA1+	17-06-2026
45	INE028A16LY8	BANK OF BARODA	CDA1+	22-06-2026
46	INE084A16FR7	BANK OF INDIA	CDA1+	02-12-2026
47	INE084A16FS5	BANK OF INDIA	CDA1+	18-02-2027
48	INE084A16FT3	BANK OF INDIA	CDA1+	17-02-2027
49	INE084A16FU1	BANK OF INDIA	CDA1+	22-06-2026
50	INE476A16H19	CANARA BANK	CDA1+	27-05-2026
51	INE476A16H27	CANARA BANK	CDA1+	01-06-2026
52	INE476A16H35	CANARA BANK	CDA1+	02-03-2027
53	INE476A08274	CANARA BANK	PSBFIAAA	27-02-2036
54	INE476A16H43	CANARA BANK	CDA1+	04-03-2027
55	INE476A16H50	CANARA BANK	CDA1+	08-04-2026
56	INE476A16H68	CANARA BANK	CDA1+	08-06-2026
57	INE476A16H76	CANARA BANK	CDA1+	09-06-2026
58	INE476A16H84	CANARA BANK	CDA1+	11-03-2027
59	INE476A16H92	CANARA BANK	CDA1+	12-03-2027
60	INE476A16I00	CANARA BANK	CDA1+	26-02-2027
61	INE476A16I18	CANARA BANK	CDA1+	15-09-2026
62	INE041007209	EMBASSY OFFICE PARKS REIT	CORPAAA	27-02-2036
63	INE041014080	EMBASSY OFFICE PARKS REIT	CPA1+	12-03-2027
64	INE514E14TF6	EXPORT IMPORT BANK OF INDIA	CPA1+	27-05-2026
65	INE514E16CP6	EXPORT IMPORT BANK OF INDIA	CDA1+	01-03-2027
66	INE514E14TG4	EXPORT IMPORT BANK OF INDIA	CPA1+	05-06-2026
67	INE514E14TH2	EXPORT IMPORT BANK OF INDIA	CPA1+	10-06-2026
68	INE514E08GG3	EXPORT IMPORT BANK OF INDIA	PSBFIAAA	18-03-2031
69	INE289B07131	GIC HOUSING FINANCE LIMITED	NBHFCAA+	10-06-2027
70	INE756I14FX6	HDB FINANCIAL SERVICES LIMITED	CPA1+	07-07-2026
71	INE756I14FY4	HDB FINANCIAL SERVICES LIMITED	CPA1+	27-05-2026
72	INE756I14FZ1	HDB FINANCIAL SERVICES LIMITED	CPA1+	29-05-2026
73	INE756I14GA2	HDB FINANCIAL SERVICES LIMITED	CPA1+	04-05-2026
74	INE756I14GB0	HDB FINANCIAL SERVICES LIMITED	CPA1+	06-04-2026
75	INE756I07FL5	HDB FINANCIAL SERVICES LIMITED	NBHFCAAA	04-03-2031
76	INE040A16I00	HDFC BANK LIMITED	CDA1+	24-02-2027
77	INE040A16IP7	HDFC BANK LIMITED	CDA1+	29-05-2026
78	INE040A16IQ5	HDFC BANK LIMITED	CDA1+	02-03-2027
79	INE040A16IU7	HDFC BANK LIMITED	CDA1+	05-03-2027
80	INE040A16IS1	HDFC BANK LIMITED	CDA1+	05-06-2026
81	INE040A16IT9	HDFC BANK LIMITED	CDA1+	09-03-2027
82	INE040A16IR3	HDFC BANK LIMITED	CDA1+	08-06-2026
83	INE040A16IV5	HDFC BANK LIMITED	CDA1+	09-06-2026
84	INE040A16IW3	HDFC BANK LIMITED	CDA1+	10-06-2026
85	INE040A16IX1	HDFC BANK LIMITED	CDA1+	03-06-2026
86	INE040A16IY9	HDFC BANK LIMITED	CDA1+	11-06-2026
87	INE040A16IZ6	HDFC BANK LIMITED	CDA1+	12-03-2027
88	INE040A16JB5	HDFC BANK LIMITED	CDA1+	19-06-2026
89	INE090AD6287	ICICI BANK LIMITED	CDA1+	12-02-2027

Sr. No.	ISIN	Issuer Name	Baskets	Maturity
90	INE090AD6295	ICICI BANK LIMITED	CDA1+	08-03-2027
91	INE090AD6303	ICICI BANK LIMITED	CDA1+	19-03-2027
92	INE071G14HL5	ICICI HOME FINANCE COMPANY LIMITED	CPA1+	18-05-2026
93	INE071G14HM3	ICICI HOME FINANCE COMPANY LIMITED	CPA1+	20-05-2026
94	INE071G14HN1	ICICI HOME FINANCE COMPANY LIMITED	CPA1+	25-05-2026
95	INE071G14HO9	ICICI HOME FINANCE COMPANY LIMITED	CPA1+	27-05-2026
96	INE071G14HP6	ICICI HOME FINANCE COMPANY LIMITED	CPA1+	05-06-2026
97	INE071G14HQ4	ICICI HOME FINANCE COMPANY LIMITED	CPA1+	12-06-2026
98	INE071G14HR2	ICICI HOME FINANCE COMPANY LIMITED	CPA1+	17-06-2026
99	INE763G14F50	ICICI SECURITIES LIMITED	CPA1+	16-02-2027
100	INE763G14F68	ICICI SECURITIES LIMITED	CPA1+	17-02-2027
101	INE763G14F76	ICICI SECURITIES LIMITED	CPA1+	18-02-2027
102	INE763G14F84	ICICI SECURITIES LIMITED	CPA1+	11-06-2026
103	INE763G14G00	ICICI SECURITIES LIMITED	CPA1+	14-08-2026
104	INE763G14F92	ICICI SECURITIES LIMITED	CPA1+	26-02-2027
105	INE763G14G26	ICICI SECURITIES LIMITED	CPA1+	01-06-2026
106	INE763G14G18	ICICI SECURITIES LIMITED	CPA1+	04-03-2027
107	INE763G14G34	ICICI SECURITIES LIMITED	CPA1+	04-06-2026
108	INE763G14G42	ICICI SECURITIES LIMITED	CPA1+	05-03-2027
109	INE763G14G59	ICICI SECURITIES LIMITED	CPA1+	08-06-2026
110	INE763G14G67	ICICI SECURITIES LIMITED	CPA1+	09-06-2026
111	INE763G14G75	ICICI SECURITIES LIMITED	CPA1+	12-06-2026
112	INE763G14G83	ICICI SECURITIES LIMITED	CPA1+	16-06-2026
113	INE763G14G91	ICICI SECURITIES LIMITED	CPA1+	18-06-2026
114	INE763G14H09	ICICI SECURITIES LIMITED	CPA1+	17-06-2026
115	INE092T16ZF3	IDFC FIRST BANK LIMITED	CDA1+	19-05-2026
116	INE092T16ZG1	IDFC FIRST BANK LIMITED	CDA1+	21-05-2026
117	INE537P07885	INDIA INFRADEBT LIMITED	NBHFCAAA	25-08-2031
118	INE537P07893	INDIA INFRADEBT LIMITED	NBHFCAAA	17-04-2031
119	INE562A16QM0	INDIAN BANK	CDA1+	04-12-2026
120	INE562A16QN8	INDIAN BANK	CDA1+	15-12-2026
121	INE562A16QO6	INDIAN BANK	CDA1+	10-12-2026
122	INE562A16QP3	INDIAN BANK	CDA1+	29-01-2027
123	INE562A16QQ1	INDIAN BANK	CDA1+	03-06-2026
124	INE562A16QR9	INDIAN BANK	CDA1+	08-06-2026
125	INE562A16QS7	INDIAN BANK	CDA1+	11-06-2026
126	INE562A16QT5	INDIAN BANK	CDA1+	19-06-2026
127	INE095A166D1	INDUSIND BANK LIMITED	CDA1+	22-05-2026
128	INE095A167D9	INDUSIND BANK LIMITED	CDA1+	14-12-2026
129	INE095A168D7	INDUSIND BANK LIMITED	CDA1+	22-06-2026
130	INE936D14402	JAMNAGAR UTILITIES & POWER PRIVATE LIMITED	CPA1+	19-05-2026
131	INE282H07059	JIO CREDIT LIMITED	NBHFCAAA	16-03-2031
132	INE282H14097	JIO CREDIT LIMITED	CPA1+	19-03-2027
133	INE237AD6158	KOTAK MAHINDRA BANK LIMITED	CDA1+	21-12-2026
134	INE237AD6166	KOTAK MAHINDRA BANK LIMITED	CDA1+	05-03-2027
135	INE237AD6174	KOTAK MAHINDRA BANK LIMITED	CDA1+	09-03-2027
136	INE975F07JC8	KOTAK MAHINDRA INVESTMENTS LIMITED	NBHFCAAA	29-08-2029
137	INE975F07JD6	KOTAK MAHINDRA INVESTMENTS LIMITED	NBHFCAAA	30-10-2028
138	INE916D146N6	KOTAK MAHINDRA PRIME LIMITED	CPA1+	05-03-2027
139	INE498L14FN0	L&T FINANCE LIMITED	CPA1+	27-05-2026
140	INE498L14FP5	L&T FINANCE LIMITED	CPA1+	17-06-2026
141	INE498L14FQ3	L&T FINANCE LIMITED	CPA1+	19-03-2027
142	INE115A14FQ6	LIC HOUSING FINANCE LIMITED	CPA1+	05-03-2027
143	INE115A14FR4	LIC HOUSING FINANCE LIMITED	CPA1+	23-02-2027
144	INE115A14FS2	LIC HOUSING FINANCE LIMITED	CPA1+	11-02-2027
145	INE774D14TL6	MAHINDRA AND MAHINDRA FINANCIAL SERVICES LIMITED	CPA1+	18-02-2027
146	INE774D14TM4	MAHINDRA AND MAHINDRA FINANCIAL SERVICES LIMITED	CPA1+	01-06-2026
147	INE774D14TN2	MAHINDRA AND MAHINDRA FINANCIAL SERVICES LIMITED	CPA1+	04-06-2026
148	INE774D14TO0	MAHINDRA AND MAHINDRA FINANCIAL SERVICES LIMITED	CPA1+	05-03-2027
149	INE774D14TP7	MAHINDRA AND MAHINDRA FINANCIAL SERVICES LIMITED	CPA1+	09-06-2026

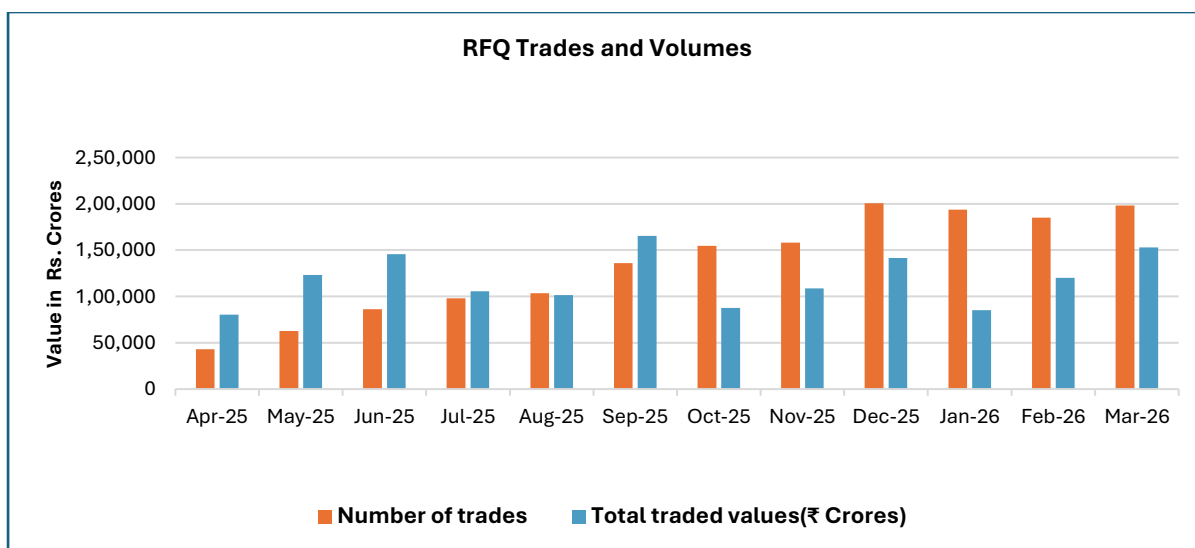
Sr. No.	ISIN	Issuer Name	Baskets	Maturity
150	INE774D14TQ5	MAHINDRA AND MAHINDRA FINANCIAL SERVICES LIMITED	CPA1+	12-06-2026
151	INE0CCU07199	MINDSPACE BUSINESS PARKS REIT	CORPAAA	05-03-2029
152	INE261F14OT3	NATIONAL BANK FOR AGRICULTURE AND RURAL DEVELOPMENT	CPA1+	18-05-2026
153	INE261F16AK6	NATIONAL BANK FOR AGRICULTURE AND RURAL DEVELOPMENT	CDA1+	17-02-2027
154	INE261F16AL4	NATIONAL BANK FOR AGRICULTURE AND RURAL DEVELOPMENT	CDA1+	26-02-2027
155	INE261F16AM2	NATIONAL BANK FOR AGRICULTURE AND RURAL DEVELOPMENT	CDA1+	02-03-2027
156	INE261F08ET6	NATIONAL BANK FOR AGRICULTURE AND RURAL DEVELOPMENT	PSBFIAAA	29-03-2029
157	INE261F14OU1	NATIONAL BANK FOR AGRICULTURE AND RURAL DEVELOPMENT	CPA1+	02-04-2026
158	INE261F14OV9	NATIONAL BANK FOR AGRICULTURE AND RURAL DEVELOPMENT	CPA1+	04-06-2026
159	INE261F16AN0	NATIONAL BANK FOR AGRICULTURE AND RURAL DEVELOPMENT	CDA1+	05-03-2027
160	INE261F14OX5	NATIONAL BANK FOR AGRICULTURE AND RURAL DEVELOPMENT	CPA1+	09-06-2026
161	INE261F14OY3	NATIONAL BANK FOR AGRICULTURE AND RURAL DEVELOPMENT	CPA1+	10-04-2026
162	INE261F14OZ0	NATIONAL BANK FOR AGRICULTURE AND RURAL DEVELOPMENT	CPA1+	12-06-2026
163	INE261F16AO8	NATIONAL BANK FOR AGRICULTURE AND RURAL DEVELOPMENT	CDA1+	10-03-2027
164	INE261F08EU4	NATIONAL BANK FOR AGRICULTURE AND RURAL DEVELOPMENT	PSBFIAAA	17-07-2029
165	INE261F14PA0	NATIONAL BANK FOR AGRICULTURE AND RURAL DEVELOPMENT	CPA1+	15-06-2026
166	INE261F14PB8	NATIONAL BANK FOR AGRICULTURE AND RURAL DEVELOPMENT	CPA1+	16-06-2026
167	INE261F14PC6	NATIONAL BANK FOR AGRICULTURE AND RURAL DEVELOPMENT	CPA1+	17-06-2026
168	INE261F16AP5	NATIONAL BANK FOR AGRICULTURE AND RURAL DEVELOPMENT	CDA1+	17-03-2027
169	INE261F16AQ3	NATIONAL BANK FOR AGRICULTURE AND RURAL DEVELOPMENT	CDA1+	18-03-2027
170	INE0KUG16012	NATIONAL BANK FOR FINANCING INFRASTRUCTURE AND DEVELOPMENT	CDA1+	02-03-2027
171	INE0KUG16020	NATIONAL BANK FOR FINANCING INFRASTRUCTURE AND DEVELOPMENT	CDA1+	04-03-2027
172	INE0KUG16038	NATIONAL BANK FOR FINANCING INFRASTRUCTURE AND DEVELOPMENT	CDA1+	12-03-2027
173	INE848E08383	NHPC LIMITED	PSBFIAAA	27-02-2032
174	INE848E08391	NHPC LIMITED	PSBFIAAA	25-02-2033
175	INE848E08409	NHPC LIMITED	PSBFIAAA	27-02-2034
176	INE848E08417	NHPC LIMITED	PSBFIAAA	27-02-2035
177	INE848E08425	NHPC LIMITED	PSBFIAAA	27-02-2036
178	INE848E08433	NHPC LIMITED	PSBFIAAA	27-02-2037
179	INE848E08441	NHPC LIMITED	PSBFIAAA	26-02-2038
180	INE848E08458	NHPC LIMITED	PSBFIAAA	25-02-2039
181	INE848E08466	NHPC LIMITED	PSBFIAAA	27-02-2040
182	INE848E08474	NHPC LIMITED	PSBFIAAA	27-02-2041
183	INE246R07863	NIIF INFRASTRUCTURE FINANCE LIMITED	NBHFCAAA	17-04-2031
184	INE246R07871	NIIF INFRASTRUCTURE FINANCE LIMITED	NBHFCAAA	13-11-2028
185	INE572E07274	PNB HOUSING FINANCE LIMITED	NBHFCAA+	27-02-2031
186	INE134E08OB5	POWER FINANCE CORPORATION LIMITED	PSBFIAAA	03-03-2036
187	INE134E08OC3	POWER FINANCE CORPORATION LIMITED	PSBFIAAA	02-03-2028
188	INE160A16UL7	PUNJAB NATIONAL BANK	CDA1+	26-02-2027
189	INE160A16UM5	PUNJAB NATIONAL BANK	CDA1+	04-03-2027
190	INE160A16UO1	PUNJAB NATIONAL BANK	CDA1+	02-09-2026
191	INE160A16UP8	PUNJAB NATIONAL BANK	CDA1+	08-04-2026
192	INE160A16UQ6	PUNJAB NATIONAL BANK	CDA1+	09-03-2027
193	INE160A16US2	PUNJAB NATIONAL BANK	CDA1+	09-06-2026
194	INE160A16UR4	PUNJAB NATIONAL BANK	CDA1+	08-06-2026

Sr. No.	ISIN	Issuer Name	Baskets	Maturity
195	INE160A16UT0	PUNJAB NATIONAL BANK	CDA1+	15-09-2026
196	INE160A16UU8	PUNJAB NATIONAL BANK	CDA1+	11-06-2026
197	INE160A16UV6	PUNJAB NATIONAL BANK	CDA1+	12-03-2027
198	INE160A16UW4	PUNJAB NATIONAL BANK	CDA1+	17-06-2026
199	INE160A16UX2	PUNJAB NATIONAL BANK	CDA1+	18-03-2027
200	INE020B08GC6	REC LIMITED	PSBFIAAA	15-03-2031
201	INE775A14814	SAMVARDHANA MOTHERSON INTERNATIONAL LIMITED	CPA1+	12-06-2026
202	INE556F14MB8	SMALL INDUSTRIES DEVELOPMENT BANK OF INDIA	CPA1+	19-05-2026
203	INE556F14MC6	SMALL INDUSTRIES DEVELOPMENT BANK OF INDIA	CPA1+	22-05-2026
204	INE556F16CB4	SMALL INDUSTRIES DEVELOPMENT BANK OF INDIA	CDA1+	18-02-2027
205	INE556F16CC2	SMALL INDUSTRIES DEVELOPMENT BANK OF INDIA	CDA1+	26-02-2027
206	INE556F14MD4	SMALL INDUSTRIES DEVELOPMENT BANK OF INDIA	CPA1+	05-06-2026
207	INE660A07SC8	SUNDARAM FINANCE LIMITED	NBHFCAAA	14-02-2028
208	INE660A14YV2	SUNDARAM FINANCE LIMITED	CPA1+	12-02-2027
209	INE660A14YW0	SUNDARAM FINANCE LIMITED	CPA1+	12-03-2027
210	INE660A07SD6	SUNDARAM FINANCE LIMITED	NBHFCAAA	16-03-2029
211	INE033L14OS6	TATA CAPITAL HOUSING FINANCE LIMITED	CPA1+	11-06-2026
212	INE033L14OT4	TATA CAPITAL HOUSING FINANCE LIMITED	CPA1+	16-06-2026
213	INE976I14QW9	TATA CAPITAL LIMITED	CPA1+	18-02-2027
214	INE976I14QX7	TATA CAPITAL LIMITED	CPA1+	26-05-2026
215	INE976I14QY5	TATA CAPITAL LIMITED	CPA1+	05-03-2027
216	INE976I14QZ2	TATA CAPITAL LIMITED	CPA1+	08-06-2026
217	INE976I14RA3	TATA CAPITAL LIMITED	CPA1+	09-03-2027
218	INE976I07DC3	TATA CAPITAL LIMITED	NBHFCAAA	16-03-2027
219	INE976I14RB1	TATA CAPITAL LIMITED	CPA1+	12-06-2026
220	INE976I14RC9	TATA CAPITAL LIMITED	CPA1+	17-06-2026
221	INE976I14RD7	TATA CAPITAL LIMITED	CPA1+	19-06-2026
222	INE151A14255	TATA COMMUNICATIONS LIMITED	CPA1+	22-05-2026
223	INE171A16NH7	THE FEDERAL BANK LIMITED	CDA1+	17-02-2027
224	INE171A16NJ3	THE FEDERAL BANK LIMITED	CDA1+	29-01-2027
225	INE171A16NI5	THE FEDERAL BANK LIMITED	CDA1+	18-02-2027
226	INE171A16NK1	THE FEDERAL BANK LIMITED	CDA1+	28-01-2027
227	INE171A16NL9	THE FEDERAL BANK LIMITED	CDA1+	04-03-2027
228	INE171A16NM7	THE FEDERAL BANK LIMITED	CDA1+	12-03-2027
229	INE171A16NN5	THE FEDERAL BANK LIMITED	CDA1+	17-06-2026
230	INE813H07408	TORRENT POWER LIMITED	CORPAA+	09-03-2035
231	INE813H07416	TORRENT POWER LIMITED	CORPAA+	09-03-2036
232	INE813H07424	TORRENT POWER LIMITED	CORPAA+	09-03-2034
233	INE692A16LE3	UNION BANK OF INDIA	CDA1+	29-05-2026
234	INE692A16LF0	UNION BANK OF INDIA	CDA1+	03-06-2026
235	INE692A16LG8	UNION BANK OF INDIA	CDA1+	05-06-2026
236	INE692A16LI4	UNION BANK OF INDIA	CDA1+	17-06-2026
237	INE692A16LJ2	UNION BANK OF INDIA	CDA1+	15-09-2026
238	INE692A16LK0	UNION BANK OF INDIA	CDA1+	19-06-2026
239	INE692A16LL8	UNION BANK OF INDIA	CDA1+	22-06-2026

2 Secondary Market Updates



Source: NSE website



Source: NSE website

2.1 EBP Private placement data (Listed Bonds)

Month	No of Bonds	Issue Size in Rs. Crores
Mar-26	37	62,821.00
Feb-26	32	47,932.50
Jan-26	19	24,064.00
Dec-25	20	30,033.15
Nov-25	50	48,135.00
Oct-25	33	30,347.50
Sep-25	32	28,917.50
Aug-25	21	17,575.00
Jul-25	35	36,882.50
Jun-25	50	59,627.50
May-25	62	77,301.00
April-25	53	69,839.50

3 Regulatory Updates

3.1 SEBI Circulars

Date	Circular Details
March 23, 2026	Ease of doing business measures - Relaxations in certain reporting requirements for certain Stock Brokers and doing away with the requirement of reporting of demat account

3.2 RBI Notification

Date	Circular Details
March 30, 2026	Master Direction - Reserve Bank of India (Unique Identifiers in Financial Markets) Directions, 2026.

3.3 ARCL Circulars

Date	Circular Details
March 30, 2026	List of eligible securities as collateral for Tri-party Repo for April 2026
March 27, 2026	SEBI Annual Clearing Membership Fees payable by Clearing Members of AMC Repo Clearing Ltd for FY 2026-27
March 13, 2026	Settlement Calendar April 2026
March 10, 2026	Contribution by Issuers to Core Settlement Guarantee Fund (Core SGF) of AMC Repo Clearing Limited
March 04, 2026	SEBI (Stockbrokers) Regulations, 2026
March 04, 2026	Ease of Doing Investment (EoDI)- Disclosure of registered name and registration number by SEBI regulated entities and their agents on Social Media Platforms (SMPs)

About Us

AMC Repo Clearing Limited (ARCL), is a Limited Purpose Clearing Corporation, recognized by SEBI under SECC Regulations 2018, with the objective of providing clearing and settlement services with guaranteed settlement for repo trades in corporate debt securities.

RBI has granted Certificate of Authorisation to ARCL under Payment and Settlement System (PSS) Act, 2007, to offer Central Counterparty (CCP) services for repo transactions and it has also approved ARCL to act as a Tri-party Repo agent for tri-party repo trades in corporate debt securities.

Contact Us

Name	Ms. Shweta Bhatt
Designation	Head of Operations
Email Id	operation@arclindia.com
Contact No	022-69068007
Website	www.arclindia.com

Disclaimer

This Newsletter contains information pertaining to the operations of AMC Repo Clearing Limited (ARCL) and its members. ARCL has taken every care to ensure that the information and/or data provided are accurate and complete, however, it does not warrant or make any representation as to the accuracy and completeness of the same. ARCL does not assume any responsibility for any errors and omissions in this Newsletter. ARCL does not accept any responsibility for the views expressed in the articles by the authors. ARCL shall not be liable to any member or any other person for any direct consequential or other damages arising out of the use of this Newsletter.