



tri-party bond repo newsletter

June 2026 | Issue No. 25

Contents

Key Highlights for June 2026	2
1 ARCL Tri-party Repo	2
1.1 Business Growth and Volume	2
1.2 Monthly Volume	2
1.3 Daily Trades – Tri-party Repo	3
1.4 Repo Tenor Analysis	5
1.5 Basket wise Trade Analysis.....	6
1.6 Netting Factor Analysis	6
1.7 Participant Category Analysis	7
1.8 Repo Rate Comparison.....	7
1.9 Comparison between ARCL Repo and OTC Corporate Bond Repo	8
1.10 Issuer Contribution to Core SGF in June 2026	9
1.11 New Eligible ISINs added in June 2026	9
2 Corporate Debt Secondary Market Updates – NSE	13
2.1 EBP Private placement data (Eligible on ARCL).....	14
3 Regulatory Updates	14
3.1 SEBI Consultation Papers.....	14
3.2 SEBI Circulars.....	14
3.3 RBI Circulars / Notifications / Press releases	14
3.4 ARCL Circulars	14
About Us	15
Contact Us	15
Disclaimer	15

Key Highlights for June 2026

The month of June 2026 marked a significant milestone for AMC Repo Clearing Limited (ARCL), a Limited Purpose Clearing Corporation (LPCC), as the company achieved its highest-ever monthly trading volume of **₹1,38,171.95 cr.**

The month also witnessed the highest-ever number of trades executed, with a record **1,044 trades**. These achievements reflect the continued growth in market participation and trading activity on the ARCL platform.

Other highlights:

- Cumulative Volume since inception ₹ 14.80 trillion.
- Average daily volume in June 2026 was ₹ 6,579.62 cr.
- Average trade size for the month of June 2026 was 132.35 cr. for FY 2026-27.

1 ARCL Tri-party Repo

1.1 Business Growth and Volume

Year	No. of Days	Traded Value (Rs. Crores)	Total No. of Trades	Average Daily Value (Rs. Crores)	Avg. No of Trades	Avg. Trade Size (Rs. Crores)
2026-27*	59	3,81,964.35	2824	6,473.97	48	135.26
2025-26	240	7,66,717.20	6028	3,194.66	25	127.19
2024-25	241	2,97,800.00	2870	1,235.68	12	103.76
2023-24**	160	33,778.00	536	211.11	3	63.02

* Till June 30, 2026

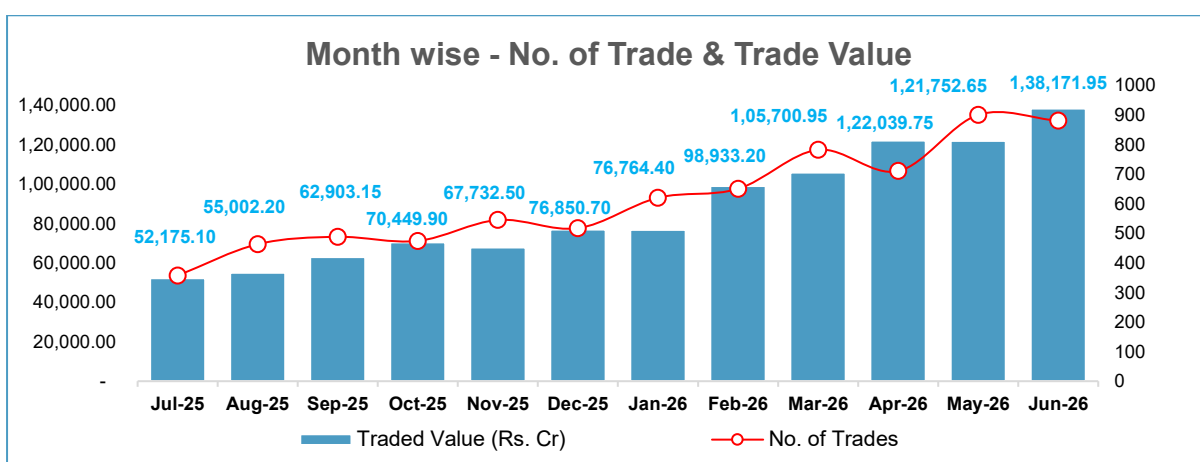
** Launch on July 28, 2023

1.2 Monthly Volume

Period	No. of Days	Total		Average Daily		Average Trade Size (Rs. Crores)
		Trades	Value (Rs. Crores)	Trades	Value (Rs. Crores)	
Jun-2026	21	1044	1,38,171.95	50	6,579.62	132.35
May-2026	19	880	1,21,752.65	46	6,408.03	138.36
Apr-2026	19	900	1,22,039.75	47	6,423.14	135.60
Mar-2026	18	710	1,05,700.95	39	5,872.28	148.87
Feb-2026	19	782	98,933.20	41	5,207.01	126.51
Jan-2026	20	650	76,764.40	33	3,838.22	118.10
Dec-2025	22	620	76,850.70	28	3,493.21	123.95
Nov-2025	19	517	67,732.50	27	3,564.87	131.01
Oct-2025	20	545	70,449.90	27	3,522.50	129.27
Sep-2025	21	474	62,903.15	23	2,995.39	132.71
Aug-2025	19	488	55,002.20	26	2,894.85	112.71
Jul-2025	23	463	52,175.10	20	2,268.48	112.69
Jun-2025	21	357	39,725.50	17	1,891.69	111.28
May-2025	20	220	31,819.40	11	1,590.97	144.63
Apr-2025	18	202	28,660.20	11	1,592.23	141.88
Mar-2025	19	266	35,722.20	14	1,880.12	134.29
Feb-2025	18	281	32,778.40	16	1,821.02	116.65
Jan-2025	23	364	42,156.90	16	1,832.91	115.82
Dec-2024	21	333	34,134.50	16	1,625.45	102.51
Nov-2024	18	217	22,644.10	12	1,258.00	104.35
Oct-2024	22	204	22,838.00	9	1,038.09	111.95
Sep-2024	20	198	19,693.00	10	984.65	99.46
Aug-2024	21	207	20,014.00	10	953.05	96.69
Jul-2024	22	192	18,514.00	9	841.55	96.43

Period	No. of Days	Total		Average Daily		Average Trade Size (Rs. Crores)
		Trades	Value (Rs. Crores)	Trades	Value (Rs. Crores)	
Jun-2024	19	154	16,076.00	8	846.11	104.39
May-2024	20	252	18,987.00	13	949.35	75.35
Apr-2024	18	202	14,241.90	11	791.22	70.50
Mar-2024	18	142	12,262.00	8	681.22	86.35
Feb-2024	20	122	10,524.00	6	526.20	86.26
Jan-2024	21	46	2,432.00	2	115.81	52.87
Dec-2023	20	74	3,225.00	4	161.25	43.58
Nov-2023	20	100	3,870.00	5	193.50	38.70
Oct-2023	20	32	825.00	2	41.25	25.78
Sep-2023	18	8	160.00	-	8.89	20.00
Aug-2023	-	-	-	-	-	-
Jul-2023 *	2	12	480.00	6	240.00	40.00

* Launch on July 28, 2023.



1.3 Daily Trades – Tri-party Repo

Trade Date	Basket Details	Settlement Type	Repo Tenor	Forward Leg / Maturity Date	Weighted Avg. Rate (%)	No. of Trades	Traded Value (Rs. Crores)
30-06-2026	PSBFIAAA	T0	1	01-07-2026	5.68	28	3119.00
30-06-2026	NBHFCAAA	T0	1	01-07-2026	5.67	14	1385.95
30-06-2026	NBHFCAA+	T0	1	01-07-2026	5.75	1	44.00
30-06-2026	CPA1+	T0	1	01-07-2026	5.70	2	315.00
30-06-2026	CDA1+	T0	1	01-07-2026	5.61	11	2580.00
29-06-2026	PSBFIAAA	T0	1	30-06-2026	5.50	26	2768.05
29-06-2026	NBHFCAAA	T0	1	30-06-2026	5.48	11	1427.95
29-06-2026	NBHFCAA+	T0	1	30-06-2026	5.65	1	44.00
29-06-2026	CPA1+	T0	1	30-06-2026	5.45	1	250.00
29-06-2026	CDA1+	T0	1	30-06-2026	5.44	12	2130.00
25-06-2026	PSBFIAAA	T0	4	29-06-2026	5.35	17	1593.05
25-06-2026	NBHFCAAA	T0	4	29-06-2026	5.36	12	1177.95
25-06-2026	NBHFCAA+	T0	4	29-06-2026	5.50	1	44.00
25-06-2026	CPA1+	T0	4	29-06-2026	5.45	1	250.00
25-06-2026	CORPAA+	T0	4	29-06-2026	5.35	1	25.00
25-06-2026	CDA1+	T0	4	29-06-2026	5.35	13	2340.00
24-06-2026	PSBFIAAA	T0	1	25-06-2026	5.41	16	1591.05
24-06-2026	NBHFCAAA	T0	1	25-06-2026	5.40	10	1177.75
24-06-2026	NBHFCAA+	T0	1	25-06-2026	5.55	1	44.00
24-06-2026	CPA1+	T0	1	25-06-2026	5.45	1	250.00

Trade Date	Basket Details	Settlement Type	Repo Tenor	Forward Leg / Maturity Date	Weighted Avg. Rate (%)	No. of Trades	Traded Value (Rs. Crores)
24-06-2026	CDA1+	T0	1	25-06-2026	5.38	11	2340.00
23-06-2026	PSBFIAAA	T0	1	24-06-2026	5.43	23	1918.05
23-06-2026	NBHFCAAA	T0	1	24-06-2026	5.44	15	2217.75
23-06-2026	NBHFCAA+	T0	1	24-06-2026	5.55	2	64.00
23-06-2026	CPA1+	T0	1	24-06-2026	5.43	1	250.00
23-06-2026	CDA1+	T0	1	24-06-2026	5.43	10	2340.00
22-06-2026	PSBFIAAA	T0	1	23-06-2026	5.39	21	1839.35
22-06-2026	NBHFCAAA	T0	1	23-06-2026	5.40	17	2184.60
22-06-2026	NBHFCAA+	T0	1	23-06-2026	5.50	2	64.00
22-06-2026	CPA1+	T0	1	23-06-2026	5.35	1	250.00
22-06-2026	CDA1+	T0	1	23-06-2026	5.35	11	2340.00
19-06-2026	PSBFIAAA	T0	3	22-06-2026	5.30	18	1829.35
19-06-2026	NBHFCAAA	T0	3	22-06-2026	5.30	17	2229.75
19-06-2026	NBHFCAA+	T0	3	22-06-2026	5.40	2	64.00
19-06-2026	CPA1+	T0	3	22-06-2026	5.29	1	250.00
19-06-2026	CDA1+	T0	3	22-06-2026	5.27	12	2310.00
18-06-2026	PSBFIAAA	T0	1	19-06-2026	5.37	19	1924.35
18-06-2026	NBHFCAAA	T0	1	19-06-2026	5.36	15	2056.60
18-06-2026	NBHFCAA+	T0	1	19-06-2026	5.40	3	139.00
18-06-2026	CPA1+	T0	1	19-06-2026	5.35	1	250.00
18-06-2026	CDA1+	T0	1	19-06-2026	5.35	12	2310.00
17-06-2026	PSBFIAAA	T0	1	18-06-2026	5.41	23	1917.35
17-06-2026	NBHFCAAA	T0	1	18-06-2026	5.41	16	2199.60
17-06-2026	NBHFCAA+	T0	1	18-06-2026	5.53	3	180.00
17-06-2026	CPA1+	T0	1	18-06-2026	5.40	1	250.00
17-06-2026	CDA1+	T0	1	18-06-2026	5.40	13	2340.00
16-06-2026	PSBFIAAA	T0	1	17-06-2026	5.40	22	2009.70
16-06-2026	NBHFCAAA	T0	1	17-06-2026	5.38	12	2041.60
16-06-2026	NBHFCAA+	T0	1	17-06-2026	5.50	2	135.00
16-06-2026	CPA1+	T0	1	17-06-2026	5.40	1	250.00
16-06-2026	CDA1+	T0	1	17-06-2026	5.37	11	2310.00
15-06-2026	PSBFIAAA	T0	1	16-06-2026	5.30	20	2081.70
15-06-2026	NBHFCAAA	T0	1	16-06-2026	5.31	12	1981.60
15-06-2026	NBHFCAA+	T0	1	16-06-2026	5.50	2	135.00
15-06-2026	CPA1+	T0	1	16-06-2026	5.30	1	250.00
15-06-2026	CDA1+	T0	1	16-06-2026	5.29	11	2310.00
12-06-2026	PSBFIAAA	T0	3	15-06-2026	5.27	22	2060.70
12-06-2026	NBHFCAAA	T0	3	15-06-2026	5.28	15	2048.60
12-06-2026	NBHFCAA+	T0	3	15-06-2026	5.33	4	150.00
12-06-2026	CPA1+	T0	3	15-06-2026	5.29	1	250.00
12-06-2026	CDA1+	T0	3	15-06-2026	5.26	13	2240.00
11-06-2026	PSBFIAAA	T0	1	12-06-2026	5.28	23	2081.70
11-06-2026	NBHFCAAA	T0	1	12-06-2026	5.29	12	1999.60
11-06-2026	NBHFCAA+	T0	1	12-06-2026	5.38	3	179.00
11-06-2026	CPA1+	T0	1	12-06-2026	5.30	1	250.00
11-06-2026	CDA1+	T0	1	12-06-2026	5.28	10	2200.00
10-06-2026	PSBFIAAA	T0	1	11-06-2026	5.29	21	1969.70
10-06-2026	NBHFCAAA	T0	1	11-06-2026	5.28	14	2047.60
10-06-2026	NBHFCAA+	T0	1	11-06-2026	5.35	3	179.00
10-06-2026	CPA1+	T0	1	11-06-2026	5.29	1	250.00
10-06-2026	CDA1+	T0	1	11-06-2026	5.27	8	1780.00
09-06-2026	PSBFIAAA	T0	1	10-06-2026	5.30	19	1985.90
09-06-2026	NBHFCAAA	T0	1	10-06-2026	5.31	15	1952.60
09-06-2026	NBHFCAA+	T0	1	10-06-2026	5.38	3	145.00
09-06-2026	CPA1+	T0	1	10-06-2026	5.32	1	250.00
09-06-2026	CDA1+	T0	1	10-06-2026	5.29	8	1780.00

Trade Date	Basket Details	Settlement Type	Repo Tenor	Forward Leg / Maturity Date	Weighted Avg. Rate (%)	No. of Trades	Traded Value (Rs. Crores)
08-06-2026	NBHFCAAA	T0	1	09-06-2026	5.33	15	2091.50
08-06-2026	NBHFCAA+	T0	1	09-06-2026	5.50	3	134.00
08-06-2026	CPA1+	T0	1	09-06-2026	5.33	1	250.00
08-06-2026	CDA1+	T0	1	09-06-2026	5.29	8	1780.00
05-06-2026	PSBFIAAA	T0	3	08-06-2026	5.35	26	3267.90
05-06-2026	NBHFCAAA	T0	3	08-06-2026	5.30	15	2037.60
05-06-2026	NBHFCAA+	T0	3	08-06-2026	5.45	3	134.00
05-06-2026	CPA1+	T0	3	08-06-2026	5.35	1	250.00
05-06-2026	CDA1+	T0	3	08-06-2026	5.30	9	1980.00
04-06-2026	PSBFIAAA	T0	1	05-06-2026	5.24	19	2027.90
04-06-2026	NBHFCAAA	T0	1	05-06-2026	5.25	16	1987.60
04-06-2026	NBHFCAA+	T0	1	05-06-2026	5.38	2	134.00
04-06-2026	CPA1+	T0	1	05-06-2026	5.28	1	250.00
04-06-2026	CDA1+	T0	1	05-06-2026	5.24	12	1980.00
03-06-2026	PSBFIAAA	T0	1	04-06-2026	5.28	24	2128.90
03-06-2026	NBHFCAAA	T0	1	04-06-2026	5.28	11	2001.60
03-06-2026	NBHFCAA+	T0	1	04-06-2026	5.40	2	134.00
03-06-2026	CPA1+	T0	1	04-06-2026	5.34	1	250.00
03-06-2026	CDA1+	T0	1	04-06-2026	5.28	9	1980.00
02-06-2026	PSBFIAAA	T0	1	03-06-2026	5.32	23	2458.45
02-06-2026	NBHFCAAA	T0	1	03-06-2026	5.30	13	2054.60
02-06-2026	NBHFCAA+	T0	1	03-06-2026	5.55	1	90.00
02-06-2026	CPA1+	T0	1	03-06-2026	5.35	1	250.00
02-06-2026	CDA1+	T0	1	03-06-2026	5.30	11	1980.00
01-06-2026	PSBFIAAA	T0	1	02-06-2026	5.31	23	2135.70
01-06-2026	NBHFCAAA	T0	1	02-06-2026	5.33	16	2101.60
01-06-2026	NBHFCAA+	T0	1	02-06-2026	5.35	1	90.00
01-06-2026	CPA1+	T0	1	02-06-2026	5.34	1	250.00
01-06-2026	CDA1+	T0	1	02-06-2026	5.31	12	1980.00

1.4 Repo Tenor Analysis

Period	Overnight		2-3 Days		4-7 Days	
	% of Total Trades	% of Total Value	% of Total Trades	% of Total Value	% of Total Trades	% of Total Value
Jun-2026	80.46	80.80	15.23	15.27	4.31	3.93
May-2026	73.41	73.34	26.59	26.66	0.00	0.00
Apr-2026	68.44	68.51	20.89	21.62	10.67	9.87
Mar-2026	53.52	54.25	46.48	45.75	0.00	0.00
Feb-2026	75.58	74.42	24.42	25.58	0.00	0.00
Jan-2026	68.46	68.70	25.85	25.58	5.69	5.72
Dec-2025	74.52	73.79	24.84	24.97	0.65	1.24
Nov-2025	72.53	72.91	27.47	27.09	0.00	0.00
Oct-2025	67.71	67.18	32.29	32.82	0.00	0.00
Sep-2025	79.32	79.97	14.56	15.43	6.12	4.60
Aug-2025	69.88	68.34	25.00	26.50	5.12	5.16
Jul-2025	84.02	83.99	15.98	16.01	0.00	0.00
Jun-2025	81.51	80.77	18.49	19.23	0.00	0.00
May-2025	74.09	75.77	20.91	18.74	5.00	5.49
Apr-2025	68.32	68.35	21.29	21.58	10.40	10.07
Mar-2025	78.57	79.49	11.28	11.14	10.15	9.37
Feb-2025	71.17	66.79	28.83	33.21	0.00	0.00
Jan-2025	78.02	77.47	21.70	22.20	0.28	0.33
Dec-2024	73.87	74.36	26.13	25.64	0.00	0.00
Nov-2024	73.27	73.76	19.35	20.06	7.37	6.17
Oct-2024	74.51	71.21	21.08	25.62	4.41	3.17

Period	Overnight		2-3 Days		4-7 Days	
	% of Total Trades	% of Total Value	% of Total Trades	% of Total Value	% of Total Trades	% of Total Value
Sep-2024	73.23	74.36	20.71	20.53	6.06	5.12
Aug-2024	70.53	70.96	28.02	27.70	1.45	1.35
Jul-2024	74.48	75.75	24.48	23.17	1.04	1.08
Jun-2024	79.87	79.62	14.29	15.03	5.84	5.35
May-2024	71.03	69.48	25.00	25.22	3.97	5.30
Apr-2024	54.95	55.48	45.05	44.52	0.00	0.00
Mar-2024	69.72	70.09	13.38	11.56	16.90	18.34
Feb-2024	81.97	81.47	13.93	14.11	4.10	4.42
Jan-2024	82.61	84.87	6.52	1.77	10.87	13.36
Dec-2023	81.08	82.17	12.16	10.85	6.76	6.98
Nov-2023	63.00	63.44	26.00	24.55	11.00	12.02
Oct-2023	68.75	66.67	31.25	33.33	0.00	0.00
Sep-2023	62.50	78.13	37.50	21.88	0.00	0.00
Aug-2023	0.00	0.00	0.00	0.00	0.00	0.00
Jul-2023*	0.00	0.00	100.00	100.00	0.00	0.00

* Launch on July 28, 2023

1.5 Basket wise Trade Analysis

Basket Type	% of Total Trades	% of Total Value	Average Trade Size (Rs. Crs)	Weighted Average Rate (%)	Max Rate (%)	Min Rate (%)
PSBFIAAA	43.68	32.40	98.18	5.37	5.80	5.21
NBHFCAAA	28.07	29.24	137.90	5.35	6.00	5.23
CORPAA+	0.10	0.02	25.00	5.35	5.35	5.35
NBHFCAA+	4.31	1.68	51.69	5.44	5.75	5.30
CDA1+	21.74	32.81	199.69	5.34	5.70	5.22
CPA1+	2.11	3.85	241.59	5.37	5.70	5.28

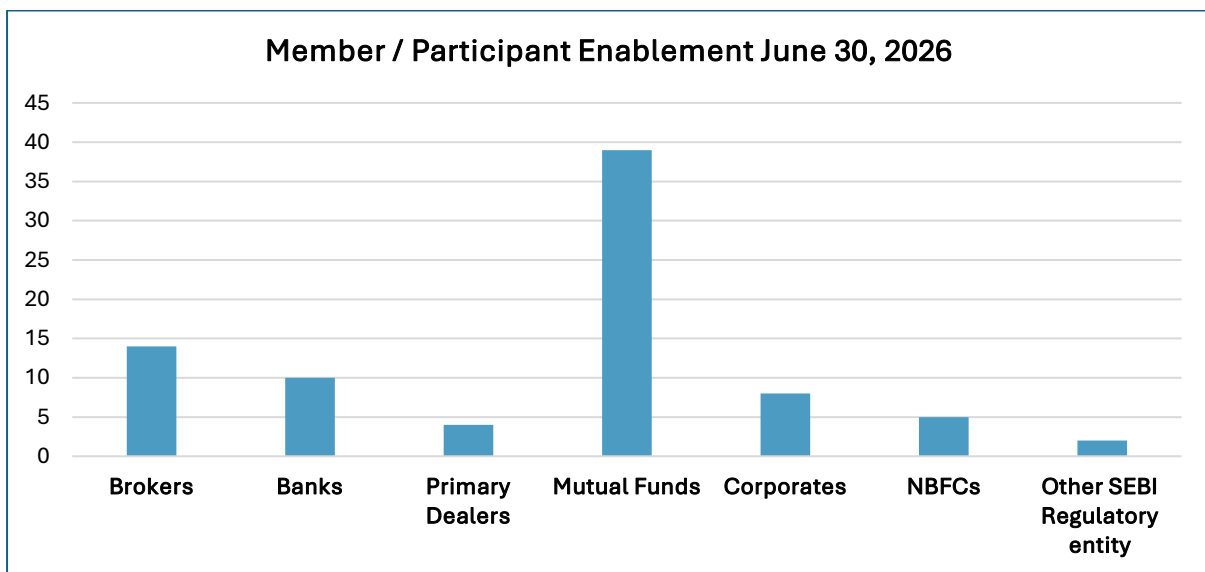
1.6 Netting Factor Analysis

Month	Gross Settlement Value (Rs. Crs)	Net Settlement Value (Rs. Crs)	Netting %
Jun-2026	5,50,707.15	51,778.56	90.60
May-2026	4,86,966.08	45,725.52	90.61
Apr-2026	4,91,465.15	58,995.76	88.00
Mar-2026	4,16,446.04	45,304.16	89.12
Feb-2026	3,95,704.74	35,203.86	91.10
Jan-2026	3,03,936.37	33,494.88	88.98
Dec-2025	3,07,611.70	49,389.80	83.94
Nov-2025	2,70,813.97	22,933.00	91.53
Oct-2025	2,83,680.21	32,462.98	88.56
Sep-2025	2,42,845.62	34,603.28	85.75
Aug-2025	2,19,489.54	32,706.76	85.10
Jul-2025	2,07,083.66	31,991.56	84.55
Jun-2025	1,57,908.73	25,770.45	83.68
May-2025	1,27,479.31	22,636.47	82.24
Apr-2025	1,13,733.10	17,094.59	84.97
Mar-2025	1,43,903.35	22,441.43	84.41
Feb-2025	1,31,699.74	16,231.18	87.68
Jan-2025	1,69,421.45	19,106.69	88.72
Dec-2024	1,34,617.46	12,895.79	90.42
Nov-2024	89,372.31	12,472.94	86.04
Oct-2024	92,889.43	17,106.15	81.58
Sep-2024	77,670.82	16,311.80	79.00
Aug-2024	79,334.55	16,855.52	78.75

Month	Gross Settlement Value (Rs. Crs)	Net Settlement Value (Rs. Crs)	Netting %
Jul-2024	74,546.04	13,501.83	81.89
Jun-2024	64,675.18	9,071.54	85.97
May-2024	75,608.62	12,627.09	83.30
Apr-2024	56,706.86	8,201.85	85.54
Mar-2024	48,793.38	7,054.92	85.54
Feb-2024	41,790.42	6,121.36	85.35
Jan-2024	8,776.65	2,153.57	75.46
Dec-2023	13,498.23	4,949.68	63.33
Nov-2023	14,927.40	6,158.34	58.74

1.7 Participant Category Analysis

Category of Participant	Number of Trades	Borrower			Lender			
		Trade Value	% of Total Trades	% of Total Value	Number of Trades	Trade Value	% of Total Trades	% of Total Value
Stockbroker	73	784.25	6.99	0.57	0	0.00	0.00	0.00
Bank	28	1,907.10	2.68	1.38	8	218.15	0.77	0.16
Primary Dealer	501	90,286.85	47.99	65.34	0	0.00	0.00	0.00
Mutual Fund	15	1,564.95	1.44	1.13	1036	1,37,953.80	99.23	99.84
Corporate	241	31,406.80	23.08	22.73	0	0.00	0.00	0.00
NBFC	138	10,412.00	13.22	7.54	0	0.00	0.00	0.00
Merchant Banker	48	1810.00	4.60	1.31	0	0.00	0.00	0.00



1.8 Repo Rate Comparison

Month	ARCL Repo WAR (%)	CCIL TREPS WAR (%)	CCIL CROMS WAR (%)	OTC Repo WAR (%)
Jun-26	5.35	5.20	5.20	5.64
May-26	5.26	5.13	5.11	6.36
Apr-26	5.34	4.96	4.87	6.15
Mar-26	5.60	5.09	5.14	6.18
Feb-26	4.98	4.69	4.77	6.39
Jan-26	5.44	5.20	5.29	6.41
Dec-25	5.43	5.22	5.28	6.46
Nov-25	5.42	5.25	5.31	6.10

Month	ARCL Repo WAR (%)	CCIL TREPS WAR (%)	CCIL CROMS WAR (%)	OTC Repo WAR (%)
Oct-25	5.56	5.39	5.43	6.45
Sep-25	5.60	5.39	5.43	6.35
Aug-25	5.53	5.38	5.26	6.36
Jul-25	5.50	5.33	5.36	6.28
Jun-25	5.51	5.33	5.24	5.83
May-25	5.92	5.74	5.69	6.54
Apr-25	6.10	5.82	5.91	6.76
Mar-25	6.48	6.14	6.27	6.38
Feb-25	6.51	6.24	6.32	7.61
Jan-25	6.79	6.52	6.62	7.30
Dec-24	6.80	6.54	6.58	6.87
Nov-24	6.60	6.44	6.42	6.53
Oct-24	6.52	6.36	6.40	7.11
Sep-24	6.66	6.41	6.52	6.75
Aug-24	6.68	6.37	6.45	7.79
Jul-24	6.68	6.43	6.46	6.89
Jun-24	6.77	6.49	6.51	7.01
May-24	6.75	6.53	6.56	7.67
Apr-24	6.73	6.53	6.48	7.67
Mar-24	6.84	6.52	6.60	6.82
Feb-24	6.83	6.14	6.24	7.18
Jan-24	7.08	6.74	6.79	7.72
Dec-23	7.03	6.76	6.78	7.84
Nov-23	7.03	6.77	6.79	7.06

Source: ARCL, RBI - Money Market Operations and CCIL

1.9 Comparison between ARCL Repo and OTC Corporate Bond Repo

Trade Date	ARCL Repo Trades		OTC Repo Trades			
	No. of Trades	Traded Value (Rs. Crores)	ARCL Eligible ISIN		ARCL Ineligible ISIN	
			No. of Trades	Traded Value (Rs. Crores)	No. of trades	Traded Value (Rs. Crores)
01-06-2026	53	6557.30	0	0.00	0	0.00
02-06-2026	49	6833.05	0	0.00	1	200.00
03-06-2026	47	6494.50	0	0.00	0	0.00
04-06-2026	50	6379.50	0	0.00	0	0.00
05-06-2026	54	7669.50	0	0.00	0	0.00
08-06-2026	50	6319.60	0	0.00	0	0.00
09-06-2026	46	6113.50	0	0.00	0	0.00
10-06-2026	47	6226.30	0	0.00	0	0.00
11-06-2026	49	6710.30	0	0.00	0	0.00
12-06-2026	55	6749.30	0	0.00	0	0.00
15-06-2026	46	6758.30	0	0.00	0	0.00
16-06-2026	48	6746.30	0	0.00	0	0.00
17-06-2026	56	6886.95	0	0.00	0	0.00
18-06-2026	50	6679.95	0	0.00	0	0.00
19-06-2026	50	6683.10	0	0.00	0	0.00
22-06-2026	52	6677.95	0	0.00	0	0.00
23-06-2026	51	6789.80	0	0.00	0	0.00
24-06-2026	39	5402.80	0	0.00	0	0.00
25-06-2026	45	5430.00	0	0.00	0	0.00
29-06-2026	51	6620.00	6	1845.00	1	200.00
30-06-2026	56	7443.95	5	1995.00	0	0.00

1.10 Issuer Contribution to Core SGF in June 2026

Sr. No.	Name of the issuer	Amount in Rs.	Category	Rating
1	AADHAR HOUSING FINANCE LIMITED	3,90,753.00	HFC	AA
2	ADITYA BIRLA CAPITAL LIMITED	29,65,342.00	NBFC	AAA
3	ADITYA BIRLA HOUSING FINANCE LIMITED	19,00,000.00	HFC	AAA
4	AXIS FINANCE LIMITED	10,34,521.00	NBFC	AAA
5	BAJAJ FINANCE LIMITED	1,57,15,257.00	NBFC	AAA
6	BAJAJ HOUSING FINANCE LIMITED	79,06,849.00	HFC	AAA
7	CHOLAMANDALAM INVESTMENT AND FIN. CO. LIMITED	1,48,219.00	NBFC	AA+
8	EMBASSY OFFICE PARKS REIT	10,49,041.00	CORP	AAA
9	HDB FINANCIAL SERVICES LIMITED	32,83,332.00	NBFC	AAA
10	HOUSING AND URBAN DEVELOPMENT CORPORATION LIMITED	32,97,945.00	PSU	AAA
11	INDIA INFRADEBT LIMITED	26,54,411.00	CORP	AAA
12	INDIAN RENEWABLE ENERGY DEVELOPMENT AGENCY LIMITED	22,62,329.00	PSU	AAA
13	JIO CREDIT LIMITED	37,50,000.00	NBFC	AAA
14	KOTAK MAHINDRA PRIME LIMITED	11,89,857.00	NBFC	AAA
15	L & T FINANCE LIMITED	22,78,767.00	NBFC	AAA
16	LIC HOUSING FINANCE LIMITED	88,49,041.00	HFC	AAA
17	MAHINDRA & MAHINDRA FINANCIAL SERVICES LIMITED	14,02,500.00	NBFC	AAA
18	MUTHOOT FINANCE LIMITED	1,48,54,971.00	NBFC	AA+
19	NATIONAL BANK FOR AGRICULTURE AND RURAL DEVELOPMENT	1,05,04,356.00	FI	AAA
20	NATIONAL BANK FOR FINANCING INFRASTRUCTURE AND DEVELOPMENT	1,63,61,451.00	FI	AAA
21	NIIF INFRASTRUCTURE FINANCE LIMITED	7,94,521.00	NBFC	AAA
22	PNB HOUSING FINANCE LIMITED	12,50,000.00	HFC	AA+
23	REC LIMITED	3,39,23,042.00	PSU	AAA
24	SMALL INDUSTRIES DEVELOPMENT BANK OF INDIA	1,95,00,000.00	FI	AAA
25	SMFG INDIA CREDIT COMPANY LIMITED	7,27,500.00	NBFC	AAA
26	SUNDARAM FINANCE LIMITED	27,84,040.00	NBFC	AAA
27	TATA CAPITAL HOUSING FINANCE LIMITED	68,12,500.00	HFC	AAA
28	TATA CAPITAL LIMITED	30,45,000.00	NBFC	AAA
29	TORRENT POWER LIMITED	1,23,75,751.00	CORP	AA+

1.11 New Eligible ISINs added in June 2026

Sr. No.	ISIN	Issuer Name	Baskets	Maturity
1	INE883F07413	AADHAR HOUSING FINANCE LIMITED	NBHFCAA	03-08-2029
2	INE674K14CN5	ADITYA BIRLA CAPITAL LIMITED	CPA1+	21-08-2026
3	INE674K07143	ADITYA BIRLA CAPITAL LIMITED	NBHFCAAA	16-06-2031
4	INE831R07649	ADITYA BIRLA HOUSING FINANCE LIMITED	NBHFCAAA	05-06-2031
5	INE831R07656	ADITYA BIRLA HOUSING FINANCE LIMITED	NBHFCAAA	05-06-2029
6	INE831R14GD8	ADITYA BIRLA HOUSING FINANCE LIMITED	CPA1+	07-09-2026
7	INE831R14GE6	ADITYA BIRLA HOUSING FINANCE LIMITED	CPA1+	11-09-2026
8	INE949L16EL4	AU SMALL FINANCE BANK LIMITED	CDA1+	03-09-2026
9	INE949L16EM2	AU SMALL FINANCE BANK LIMITED	CDA1+	09-03-2027
10	INE192R14337	AVENUE SUPERMARTS LIMITED	CPA1+	07-09-2026
11	INE238AD6CJ4	AXIS BANK LIMITED	CDA1+	25-08-2026
12	INE238AD6CK2	AXIS BANK LIMITED	CDA1+	13-10-2026
13	INE238AD6CL0	AXIS BANK LIMITED	CDA1+	01-09-2026
14	INE238AD6CM8	AXIS BANK LIMITED	CDA1+	02-09-2026
15	INE238AD6CN6	AXIS BANK LIMITED	CDA1+	07-12-2026
16	INE238AD6CO4	AXIS BANK LIMITED	CDA1+	12-02-2027
17	INE238AD6CP1	AXIS BANK LIMITED	CDA1+	26-02-2027
18	INE238AD6CQ9	AXIS BANK LIMITED	CDA1+	16-09-2026

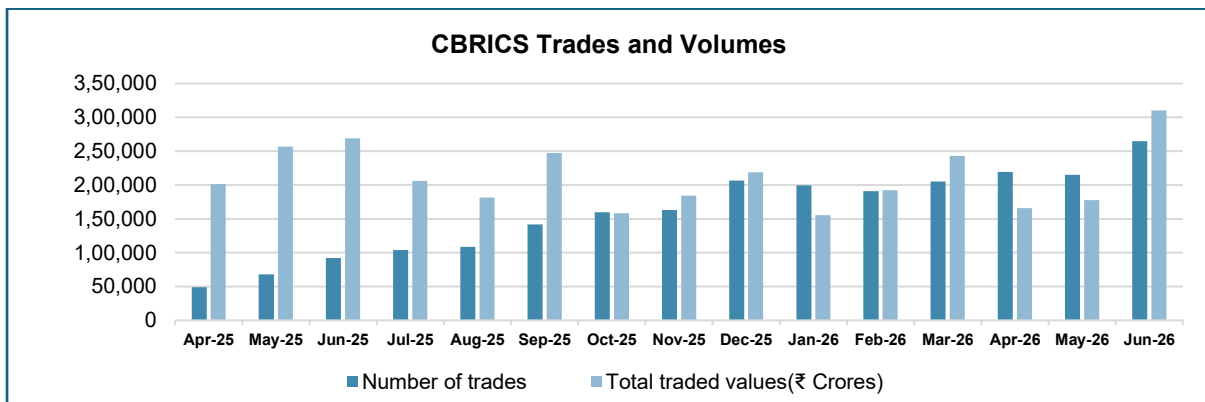
Sr. No.	ISIN	Issuer Name	Baskets	Maturity
19	INE891K14QA2	AXIS FINANCE LIMITED	CPA1+	18-09-2026
20	INE891K14QB0	AXIS FINANCE LIMITED	CPA1+	31-07-2026
21	INE891K07AM5	AXIS FINANCE LIMITED	NBHFCAAA	11-01-2029
22	INE296A14H27	BAJAJ FINANCE LIMITED	CPA1+	27-05-2027
23	INE296A14H35	BAJAJ FINANCE LIMITED	CPA1+	01-09-2026
24	INE296A14H43	BAJAJ FINANCE LIMITED	CPA1+	03-06-2027
25	INE296A14H50	BAJAJ FINANCE LIMITED	CPA1+	02-09-2026
26	INE296A14H68	BAJAJ FINANCE LIMITED	CPA1+	03-09-2026
27	INE296A14H76	BAJAJ FINANCE LIMITED	CPA1+	04-06-2027
28	INE296A07TZ0	BAJAJ FINANCE LIMITED	NBHFCAAA	12-06-2029
29	INE296A14H84	BAJAJ FINANCE LIMITED	CPA1+	11-09-2026
30	INE296A14H92	BAJAJ FINANCE LIMITED	CPA1+	16-10-2026
31	INE296A14I00	BAJAJ FINANCE LIMITED	CPA1+	18-09-2026
32	INE296A07UA1	BAJAJ FINANCE LIMITED	NBHFCAAA	24-06-2031
33	INE377Y07656	BAJAJ HOUSING FINANCE LIMITED	NBHFCAAA	27-05-2031
34	INE377Y14CG0	BAJAJ HOUSING FINANCE LIMITED	CPA1+	28-08-2026
35	INE028A16ML3	BANK OF BARODA	CDA1+	25-08-2026
36	INE028A16MM1	BANK OF BARODA	CDA1+	01-09-2026
37	INE028A16MN9	BANK OF BARODA	CDA1+	02-09-2026
38	INE028A16MO7	BANK OF BARODA	CDA1+	04-09-2026
39	INE028A16MP4	BANK OF BARODA	CDA1+	07-09-2026
40	INE028A16MQ2	BANK OF BARODA	CDA1+	07-12-2026
41	INE028A16MR0	BANK OF BARODA	CDA1+	11-09-2026
42	INE028A16MS8	BANK OF BARODA	CDA1+	15-09-2026
43	INE084A16FY3	BANK OF INDIA	CDA1+	31-08-2026
44	INE084A16FZ0	BANK OF INDIA	CDA1+	04-09-2026
45	INE084A16GB9	BANK OF INDIA	CDA1+	18-09-2026
46	INE084A16GC7	BANK OF INDIA	CDA1+	21-09-2026
47	INE477A14EI0	CAN FIN HOMES LIMITED	CPA1+	24-08-2026
48	INE477A14EJ8	CAN FIN HOMES LIMITED	CPA1+	03-09-2026
49	INE477A14EK6	CAN FIN HOMES LIMITED	CPA1+	17-09-2026
50	INE476A16J33	CANARA BANK	CDA1+	31-08-2026
51	INE476A16J41	CANARA BANK	CDA1+	01-09-2026
52	INE476A16J58	CANARA BANK	CDA1+	18-08-2026
53	INE476A16J66	CANARA BANK	CDA1+	06-08-2026
54	INE476A16J82	CANARA BANK	CDA1+	09-09-2026
55	INE476A16J90	CANARA BANK	CDA1+	08-12-2026
56	INE121A07SU3	CHOLAMANDALAM INVESTMENT AND FINANCE COMPANY LIMITED	NBHFCAA+	27-02-2029
57	INE041007217	EMBASSY OFFICE PARKS REIT	CORPAAA	22-06-2029
58	INE514E14TK6	EXPORT IMPORT BANK OF INDIA	CPA1+	24-06-2026
59	INE514E14TL4	EXPORT IMPORT BANK OF INDIA	CPA1+	03-09-2026
60	INE514E14TM2	EXPORT IMPORT BANK OF INDIA	CPA1+	07-09-2026
61	INE514E14TN0	EXPORT IMPORT BANK OF INDIA	CPA1+	09-09-2026
62	INE514E14TO8	EXPORT IMPORT BANK OF INDIA	CPA1+	15-09-2026
63	INE047A14AY6	GRASIM INDUSTRIES LIMITED	CPA1+	25-06-2026
64	INE047A14AZ3	GRASIM INDUSTRIES LIMITED	CPA1+	11-09-2026
65	INE047A14BA4	GRASIM INDUSTRIES LIMITED	CPA1+	17-09-2026
66	INE047A14BB2	GRASIM INDUSTRIES LIMITED	CPA1+	18-09-2026
67	INE756I14GF1	HDB FINANCIAL SERVICES LIMITED	CPA1+	05-06-2026
68	INE756I07FP6	HDB FINANCIAL SERVICES LIMITED	NBHFCAAA	04-06-2031
69	INE756I07FQ4	HDB FINANCIAL SERVICES LIMITED	NBHFCAAA	05-07-2029
70	INE040A16JN0	HDFC BANK LIMITED	CDA1+	04-09-2026
71	INE040A16JO8	HDFC BANK LIMITED	CDA1+	07-09-2026
72	INE040A16JP5	HDFC BANK LIMITED	CDA1+	09-09-2026
73	INE040A16JQ3	HDFC BANK LIMITED	CDA1+	16-09-2026
74	INE031A08AC8	HOUSING AND URBAN DEVELOPMENT CORPORATION LIMITED	PSBFIAAA	18-07-2029
75	INE090AD6360	ICICI BANK LIMITED	CDA1+	31-08-2026
76	INE090AD6378	ICICI BANK LIMITED	CDA1+	15-09-2026
77	INE071G14HZ5	ICICI HOME FINANCE COMPANY LIMITED	CPA1+	02-09-2026
78	INE763G14J23	ICICI SECURITIES LIMITED	CPA1+	27-07-2026

Sr. No.	ISIN	Issuer Name	Baskets	Maturity
79	INE763G14J31	ICICI SECURITIES LIMITED	CPA1+	28-09-2026
80	INE763G14J49	ICICI SECURITIES LIMITED	CPA1+	20-11-2026
81	INE763G14J56	ICICI SECURITIES LIMITED	CPA1+	28-08-2026
82	INE763G14J64	ICICI SECURITIES LIMITED	CPA1+	31-08-2026
83	INE763G14J72	ICICI SECURITIES LIMITED	CPA1+	25-11-2026
84	INE763G14J80	ICICI SECURITIES LIMITED	CPA1+	01-09-2026
85	INE763G14J98	ICICI SECURITIES LIMITED	CPA1+	03-09-2026
86	INE763G14K12	ICICI SECURITIES LIMITED	CPA1+	14-10-2026
87	INE763G14K04	ICICI SECURITIES LIMITED	CPA1+	04-09-2026
88	INE763G14K20	ICICI SECURITIES LIMITED	CPA1+	07-09-2026
89	INE763G14K38	ICICI SECURITIES LIMITED	CPA1+	08-09-2026
90	INE763G14K46	ICICI SECURITIES LIMITED	CPA1+	09-09-2026
91	INE763G14K53	ICICI SECURITIES LIMITED	CPA1+	10-09-2026
92	INE763G14K61	ICICI SECURITIES LIMITED	CPA1+	11-09-2026
93	INE763G14K79	ICICI SECURITIES LIMITED	CPA1+	16-09-2026
94	INE763G14K87	ICICI SECURITIES LIMITED	CPA1+	17-09-2026
95	INE763G14K95	ICICI SECURITIES LIMITED	CPA1+	18-06-2027
96	INE763G14L03	ICICI SECURITIES LIMITED	CPA1+	16-04-2027
97	INE763G14L11	ICICI SECURITIES LIMITED	CPA1+	18-09-2026
98	INE092T16ZN7	IDFC FIRST BANK LIMITED	CDA1+	25-08-2026
99	INE092T16ZO5	IDFC FIRST BANK LIMITED	CDA1+	09-09-2026
100	INE092T16ZP2	IDFC FIRST BANK LIMITED	CDA1+	10-09-2026
101	INE092T16ZQ0	IDFC FIRST BANK LIMITED	CDA1+	11-09-2026
102	INE537P07901	INDIA INFRADEBT LIMITED	NBHFCAAA	23-12-2031
103	INE562A16RB1	INDIAN BANK	CDA1+	31-08-2026
104	INE562A16RC9	INDIAN BANK	CDA1+	01-09-2026
105	INE562A16RD7	INDIAN BANK	CDA1+	07-09-2026
106	INE562A16RE5	INDIAN BANK	CDA1+	08-09-2026
107	INE562A16RF2	INDIAN BANK	CDA1+	10-09-2026
108	INE202E08326	INDIAN RENEWABLE ENERGY DEVELOPMENT AGENCY LIMITED	PSBFIAAA	30-06-2029
109	INE095A166E9	INDUSIND BANK LIMITED	CDA1+	25-08-2026
110	INE095A167E7	INDUSIND BANK LIMITED	CDA1+	01-09-2026
111	INE095A168E5	INDUSIND BANK LIMITED	CDA1+	03-09-2026
112	INE095A169E3	INDUSIND BANK LIMITED	CDA1+	07-12-2026
113	INE095A160F9	INDUSIND BANK LIMITED	CDA1+	11-12-2026
114	INE282H07067	JIO CREDIT LIMITED	NBHFCAAA	16-06-2031
115	INE282H14121	JIO CREDIT LIMITED	CPA1+	18-09-2026
116	INE916DA7TL1	KOTAK MAHINDRA PRIME LIMITED	NBHFCAAA	20-06-2031
117	INE916DA7TM9	KOTAK MAHINDRA PRIME LIMITED	NBHFCAAA	24-08-2029
118	INE498L14FU5	L&T FINANCE LIMITED	CPA1+	15-10-2026
119	INE498L14FV3	L&T FINANCE LIMITED	CPA1+	25-08-2026
120	INE498L14FW1	L&T FINANCE LIMITED	CPA1+	01-09-2026
121	INE498L07210	L&T FINANCE LIMITED	NBHFCAAA	29-06-2029
122	INE498L14FY7	L&T FINANCE LIMITED	CPA1+	12-03-2027
123	INE498L14FX9	L&T FINANCE LIMITED	CPA1+	12-02-2027
124	INE498L14FZ4	L&T FINANCE LIMITED	CPA1+	17-06-2027
125	INE018A14LV0	LARSEN AND TOUBRO LIMITED	CPA1+	23-06-2026
126	INE018A14LX6	LARSEN AND TOUBRO LIMITED	CPA1+	04-09-2026
127	INE115A14FV6	LIC HOUSING FINANCE LIMITED	CPA1+	27-08-2026
128	INE115A14FW4	LIC HOUSING FINANCE LIMITED	CPA1+	09-09-2026
129	INE115A07RI2	LIC HOUSING FINANCE LIMITED	NBHFCAAA	12-06-2031
130	INE115A14FX2	LIC HOUSING FINANCE LIMITED	CPA1+	17-09-2026
131	INE774D14TU7	MAHINDRA AND MAHINDRA FINANCIAL SERVICES LIMITED	CPA1+	07-12-2026
132	INE774D07VQ5	MAHINDRA AND MAHINDRA FINANCIAL SERVICES LIMITED	NBHFCAAA	18-06-2029
133	INE414G07JZ7	MUTHOOT FINANCE LIMITED	NBHFCAA+	26-07-2029
134	INE414G07KA8	MUTHOOT FINANCE LIMITED	NBHFCAA+	03-06-2036
135	INE414G07KB6	MUTHOOT FINANCE LIMITED	NBHFCAA+	12-06-2031
136	INE261F14PL7	NATIONAL BANK FOR AGRICULTURE AND RURAL DEVELOPMENT	CPA1+	31-08-2026
137	INE261F14PM5	NATIONAL BANK FOR AGRICULTURE AND RURAL DEVELOPMENT	CPA1+	01-09-2026
138	INE261F14PN3	NATIONAL BANK FOR AGRICULTURE AND RURAL DEVELOPMENT	CPA1+	03-09-2026

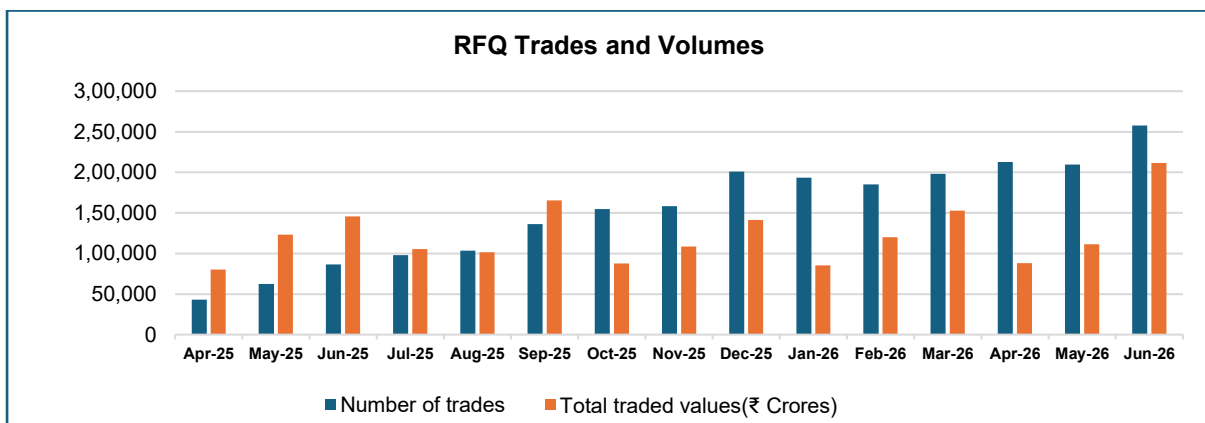
Sr. No.	ISIN	Issuer Name	Baskets	Maturity
139	INE261F14PO1	NATIONAL BANK FOR AGRICULTURE AND RURAL DEVELOPMENT	CPA1+	04-09-2026
140	INE261F14PP8	NATIONAL BANK FOR AGRICULTURE AND RURAL DEVELOPMENT	CPA1+	07-09-2026
141	INE261F14PQ6	NATIONAL BANK FOR AGRICULTURE AND RURAL DEVELOPMENT	CPA1+	08-09-2026
142	INE261F14PR4	NATIONAL BANK FOR AGRICULTURE AND RURAL DEVELOPMENT	CPA1+	09-09-2026
143	INE261F14PS2	NATIONAL BANK FOR AGRICULTURE AND RURAL DEVELOPMENT	CPA1+	10-09-2026
144	INE261F14PT0	NATIONAL BANK FOR AGRICULTURE AND RURAL DEVELOPMENT	CPA1+	11-09-2026
145	INE261F14PU8	NATIONAL BANK FOR AGRICULTURE AND RURAL DEVELOPMENT	CPA1+	15-09-2026
146	INE261F14PV6	NATIONAL BANK FOR AGRICULTURE AND RURAL DEVELOPMENT	CPA1+	16-09-2026
147	INE261F14PW4	NATIONAL BANK FOR AGRICULTURE AND RURAL DEVELOPMENT	CPA1+	17-09-2026
148	INE0KUG08142	NATIONAL BANK FOR FINANCING INFRASTRUCTURE AND DEVELOPMENT	PSBFIAAA	16-07-2029
149	INE0KUG08159	NATIONAL BANK FOR FINANCING INFRASTRUCTURE AND DEVELOPMENT	PSBFIAAA	16-06-2036
150	INE848E08482	NHPC LIMITED	PSBFIAAA	29-05-2041
151	INE848E08490	NHPC LIMITED	PSBFIAAA	29-05-2032
152	INE848E08508	NHPC LIMITED	PSBFIAAA	27-05-2033
153	INE848E08516	NHPC LIMITED	PSBFIAAA	29-05-2034
154	INE848E08524	NHPC LIMITED	PSBFIAAA	29-05-2035
155	INE848E08532	NHPC LIMITED	PSBFIAAA	29-05-2037
156	INE848E08540	NHPC LIMITED	PSBFIAAA	29-05-2038
157	INE848E08557	NHPC LIMITED	PSBFIAAA	27-05-2039
158	INE848E08565	NHPC LIMITED	PSBFIAAA	29-05-2040
159	INE848E08573	NHPC LIMITED	PSBFIAAA	29-05-2036
160	INE246R07905	NIIF INFRASTRUCTURE FINANCE LIMITED	NBHFCAAA	21-08-2029
161	INE572E07290	PNB HOUSING FINANCE LIMITED	NBHFCAA+	09-06-2031
162	INE160A16VE0	PUNJAB NATIONAL BANK	CDA1+	01-09-2026
163	INE160A16VG5	PUNJAB NATIONAL BANK	CDA1+	04-09-2026
164	INE160A16VH3	PUNJAB NATIONAL BANK	CDA1+	10-07-2026
165	INE160A16VJ9	PUNJAB NATIONAL BANK	CDA1+	17-09-2026
166	INE160A16VK7	PUNJAB NATIONAL BANK	CDA1+	18-09-2026
167	INE020B08GD4	REC LIMITED	PSBFIAAA	28-02-2029
168	INE020B08GE2	REC LIMITED	PSBFIAAA	01-07-2036
169	INE110L14UR1	RELIANCE JIO INFOCOMM LIMITED	CPA1+	16-09-2026
170	INE775A14822	SAMVARDHANA MOTHERSON INTERNATIONAL LIMITED	CPA1+	11-09-2026
171	INE556F08LE6	SMALL INDUSTRIES DEVELOPMENT BANK OF INDIA	PSBFIAAA	04-06-2029
172	INE556F14MI3	SMALL INDUSTRIES DEVELOPMENT BANK OF INDIA	CPA1+	03-09-2026
173	INE556F14MJ1	SMALL INDUSTRIES DEVELOPMENT BANK OF INDIA	CPA1+	08-09-2026
174	INE556F14MK9	SMALL INDUSTRIES DEVELOPMENT BANK OF INDIA	CPA1+	11-09-2026
175	INE556F16CE8	SMALL INDUSTRIES DEVELOPMENT BANK OF INDIA	CDA1+	11-06-2027
176	INE556F08LF3	SMALL INDUSTRIES DEVELOPMENT BANK OF INDIA	PSBFIAAA	18-06-2031
177	INE556F14ML7	SMALL INDUSTRIES DEVELOPMENT BANK OF INDIA	CPA1+	15-09-2026
178	INE535H07CU3	SMFG INDIA CREDIT COMPANY LIMITED	NBHFCAAA	19-06-2029
179	INE535H14JT6	SMFG INDIA CREDIT COMPANY LIMITED	CPA1+	18-09-2026
180	INE403G14TX0	STANDARD CHARTERED CAPITAL LIMITED	CPA1+	23-11-2026
181	INE403G14TY8	STANDARD CHARTERED CAPITAL LIMITED	CPA1+	14-12-2026
182	INE660A07SE4	SUNDARAM FINANCE LIMITED	NBHFCAAA	14-08-2029
183	INE033L14OY4	TATA CAPITAL HOUSING FINANCE LIMITED	CPA1+	24-08-2026
184	INE033L14PA1	TATA CAPITAL HOUSING FINANCE LIMITED	CPA1+	03-09-2026
185	INE033L14OZ1	TATA CAPITAL HOUSING FINANCE LIMITED	CPA1+	04-09-2026
186	INE033L07IT0	TATA CAPITAL HOUSING FINANCE LIMITED	NBHFCAAA	11-06-2031
187	INE033L14PB9	TATA CAPITAL HOUSING FINANCE LIMITED	CPA1+	10-09-2026
188	INE033L07IU8	TATA CAPITAL HOUSING FINANCE LIMITED	NBHFCAAA	18-06-2030
189	INE976I14RJ4	TATA CAPITAL LIMITED	CPA1+	24-08-2026
190	INE976I14RK2	TATA CAPITAL LIMITED	CPA1+	17-08-2026
191	INE976I14RL0	TATA CAPITAL LIMITED	CPA1+	28-08-2026
192	INE976I14RM8	TATA CAPITAL LIMITED	CPA1+	02-09-2026
193	INE976I14RN6	TATA CAPITAL LIMITED	CPA1+	03-09-2026
194	INE976I07DF6	TATA CAPITAL LIMITED	NBHFCAAA	11-06-2029
195	INE976I14RO4	TATA CAPITAL LIMITED	CPA1+	07-09-2026
196	INE976I14RP1	TATA CAPITAL LIMITED	CPA1+	08-09-2026

Sr. No.	ISIN	Issuer Name	Baskets	Maturity
197	INE151A14305	TATA COMMUNICATIONS LIMITED	CPA1+	11-09-2026
198	INE192A14887	TATA CONSUMER PRODUCTS LIMITED	CPA1+	21-08-2026
199	INE192A14879	TATA CONSUMER PRODUCTS LIMITED	CPA1+	18-08-2026
200	INE192A14895	TATA CONSUMER PRODUCTS LIMITED	CPA1+	11-08-2026
201	INE171A16NR6	THE FEDERAL BANK LIMITED	CDA1+	03-09-2026
202	INE171A16NS4	THE FEDERAL BANK LIMITED	CDA1+	10-12-2026
203	INE171A16NW6	THE FEDERAL BANK LIMITED	CDA1+	18-09-2026
204	INE171A16NT2	THE FEDERAL BANK LIMITED	CDA1+	17-09-2026
205	INE280A14567	TITAN COMPANY LIMITED	CPA1+	04-09-2026
206	INE280A14575	TITAN COMPANY LIMITED	CPA1+	10-09-2026
207	INE813H07432	TORRENT POWER LIMITED	CORPAA+	24-06-2029
208	INE813H07440	TORRENT POWER LIMITED	CORPAA+	24-06-2031
209	INE813H07457	TORRENT POWER LIMITED	CORPAA+	24-06-2036
210	INE813H07465	TORRENT POWER LIMITED	CORPAA+	24-06-2033
211	INE692Q07647	TOYOTA FINANCIAL SERVICES INDIA LIMITED	NBHFCAAA	19-05-2028
212	INE481G14FR7	ULTRATECH CEMENT LIMITED	CPA1+	08-09-2026
213	INE481G14FT3	ULTRATECH CEMENT LIMITED	CPA1+	11-09-2026
214	INE481G14FS5	ULTRATECH CEMENT LIMITED	CPA1+	15-09-2026
215	INE481G14FU1	ULTRATECH CEMENT LIMITED	CPA1+	17-09-2026
216	INE692A16MI2	UNION BANK OF INDIA	CDA1+	25-08-2026
217	INE692A16MJ0	UNION BANK OF INDIA	CDA1+	04-09-2026
218	INE692A16MK8	UNION BANK OF INDIA	CDA1+	07-09-2026
219	INE692A16ML6	UNION BANK OF INDIA	CDA1+	18-09-2026
220	INE692A16MM4	UNION BANK OF INDIA	CDA1+	21-09-2026

2 Corporate Debt Secondary Market Updates – NSE



Source: NSE website



Source: NSE website

2.1 EBP Private placement data (Eligible on ARCL)

Month	No of Bonds	Issue Size in Rs. Crores
Jun-26	56	82,960.00
May-26	30	34,934.00
Apr-26	19	21,376.00
Mar-26	37	62,821.00
Feb-26	32	47,932.50
Jan-26	19	24,064.00
Dec-25	20	30,033.15
Nov-25	50	48,135.00
Oct-25	33	30,347.50
Sep-25	32	28,917.50
Aug-25	21	17,575.00
Jul-25	35	36,882.50
Jun-25	50	59,627.50
May-25	62	77,301.00
April-25	53	69,839.50

3 Regulatory Updates

3.1 SEBI Consultation Papers

Date	Circular Details
June 23, 2026	Consultation Paper on Common Advertisement Code for Specified SEBI Regulated Entities
June 22, 2026	Consultation Paper on Draft Circular for Trading Software & Technology at Stock Exchanges and Draft Circular on Common IT related provisions for MIIIs

3.2 SEBI Circulars

Date	Circular Details
June 15, 2026	Norms for Base Price, Price Bands, Call Auction in pre-open session and Close-out procedure for Exchange Traded Funds (ETFs)

3.3 RBI Circulars / Notifications / Press releases

Date	Circular Details
June 15, 2026	Master Directions on Authorisation to operate a Payment System

3.4 ARCL Circulars

Date	Circular Details
June 30, 2026	List of additional eligible securities as collateral for Tri-party Repo for June 2026-17
June 30, 2026	List of eligible securities as collateral for Tri-party Repo for July 2026
June 15, 2026	Settlement Calendar July 2026

About Us

AMC Repo Clearing Limited (ARCL), is a Limited Purpose Clearing Corporation, recognized by SEBI under SECC Regulations 2018, with the objective of providing clearing and settlement services with guaranteed settlement for repo trades in corporate debt securities.

RBI has granted Certificate of Authorisation to ARCL under Payment and Settlement System (PSS) Act, 2007, to offer Central Counterparty (CCP) services for repo transactions and it has also approved ARCL to act as a Tri-party Repo agent for tri-party repo trades in corporate debt securities.

Contact Us

Name	Ms. Shweta Bhatt
Designation	Head of Operations
Email Id	operation@arclindia.com
Contact No	022-69068007
Website	www.arclindia.com

Disclaimer

This Newsletter contains information pertaining to the operations of AMC Repo Clearing Limited (ARCL) and its members. ARCL has taken every care to ensure that the information and/or data provided are accurate and complete, however, it does not warrant or make any representation as to the accuracy and completeness of the same. ARCL does not assume any responsibility for any errors and omissions in this Newsletter. ARCL does not accept any responsibility for the views expressed in the articles by the authors. ARCL shall not be liable to any member or any other person for any direct consequential or other damages arising out of the use of this Newsletter.