



tri-party bond repo newsletter

April 2026 | Issue No. 23

Contents

Key Highlights for April 2026	2
1 ARCL Tri-party Repo	2
1.1 Business Growth and Volume	2
1.2 Monthly Volume	2
1.3 Daily Trades – Tri-party Repo	3
1.4 Repo Tenor Analysis	5
1.5 Basket wise Trade Analysis.....	5
1.6 Netting Factor Analysis	6
1.7 Participant Category Analysis	6
1.8 Repo Rate Comparison.....	7
1.9 Comparison between ARCL Repo and OTC Corporate Bond Repo	8
1.10 Issuer Contribution to Core SGF in April 2026	8
1.11 New Eligible ISINs added in April 2026.....	8
2 Secondary Market Updates	11
2.1 EBP Private placement data (Listed Bonds)	12
3 Regulatory Updates	12
3.1 SEBI Consultation Papers.....	12
3.2 RBI Notification	12
3.3 ARCL Circulars	12
About Us	13
Contact Us	13
Disclaimer	13

Key Highlights for April 2026

April was a month of new highs for AMC Repo Clearing Ltd. (ARCL), a Limited Purpose Clearing Corporation with the highest ever monthly volume of ₹ 1,22,039.75 crores achieved. The month also saw the highest daily traded volume of ₹ 7,559.35 crores on April 22, 2026 with 900 trades executed.

Other highlights:

- Cumulative Volume since inception ₹ 12.20 Trillion
- Highest number of trades executed during the day: 55 on April 22, 2026.
- Average daily volume in April 2026 was ₹ 6,423 crores.
- Average trade size increased from ₹ 127.19 crores to ₹ 135.60 crores.

1 ARCL Tri-party Repo

1.1 Business Growth and Volume

Year	No. of Days	Traded Value (Rs. Crores)	Total No. of Trades	Average Daily Value (Rs. Crores)	Avg. No of Trades	Avg. Trade Size (Rs. Crores)
2026-27*	19	1,22,039.75	900	6,423.14	47	135.60
2025-26	240	7,66,717.20	6028	3,194.66	25	127.19
2024-25	241	2,97,800.00	2870	1,235.68	12	103.76
2023-24**	160	33,778.00	536	211.11	3	63.02

* Till April 30, 2026

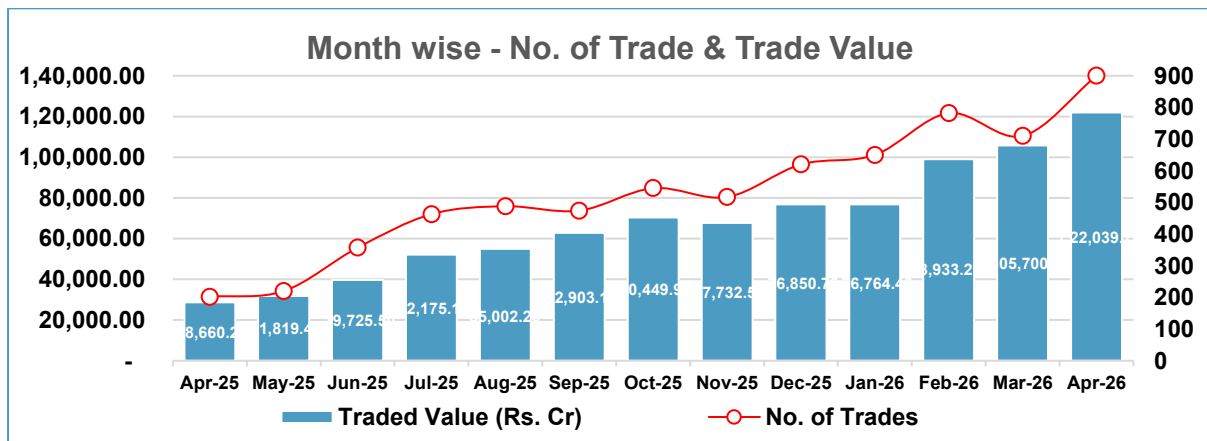
** Launch on July 28, 2023.

1.2 Monthly Volume

Period	No. of Days	Total		Average Daily		Average Trade Size (Rs. Crores)
		Trades	Value (Rs. Crores)	Trades	Value (Rs. Crores)	
Apr-2026	19	900	1,22,039.75	47	6,423.14	135.60
Mar-2026	18	710	1,05,700.95	39	5,872.28	148.87
Feb-2026	19	782	98,933.20	41	5,207.01	126.51
Jan-2026	20	650	76,764.40	33	3,838.22	118.10
Dec-2025	22	620	76,850.70	28	3,493.21	123.95
Nov-2025	19	517	67,732.50	27	3,564.87	131.01
Oct-2025	20	545	70,449.90	27	3,522.50	129.27
Sep-2025	21	474	62,903.15	23	2,995.39	132.71
Aug-2025	19	488	55,002.20	26	2,894.85	112.71
Jul-2025	23	463	52,175.10	20	2,268.48	112.69
Jun-2025	21	357	39,725.50	17	1,891.69	111.28
May-2025	20	220	31,819.40	11	1,590.97	144.63
Apr-2025	18	202	28,660.20	11	1,592.23	141.88
Mar-2025	19	266	35,722.20	14	1,880.12	134.29
Feb-2025	18	281	32,778.40	16	1,821.02	116.65
Jan-2025	23	364	42,156.90	16	1,832.91	115.82
Dec-2024	21	333	34,134.50	16	1,625.45	102.51
Nov-2024	18	217	22,644.10	12	1,258.00	104.35
Oct-2024	22	204	22,838.00	9	1,038.09	111.95
Sep-2024	20	198	19,693.00	10	984.65	99.46
Aug-2024	21	207	20,014.00	10	953.05	96.69
Jul-2024	22	192	18,514.00	9	841.55	96.43
Jun-2024	19	154	16,076.00	8	846.11	104.39
May-2024	20	252	18,987.00	13	949.35	75.35
Apr-2024	18	202	14,241.90	11	791.22	70.50
Mar-2024	18	142	12,262.00	8	681.22	86.35
Feb-2024	20	122	10,524.00	6	526.20	86.26

Period	No. of Days	Total		Average Daily		Average Trade Size (Rs. Crores)
		Trades	Value (Rs. Crores)	Trades	Value (Rs. Crores)	
Jan-2024	21	46	2,432.00	2	115.81	52.87
Dec-2023	20	74	3,225.00	4	161.25	43.58
Nov-2023	20	100	3,870.00	5	193.50	38.70
Oct-2023	20	32	825.00	2	41.25	25.78
Sep-2023	18	8	160.00	-	8.89	20.00
Aug-2023	-	-	-	-	-	-
Jul-2023 *	2	12	480.00	6	240.00	40.00

* Launch on July 28, 2023.



1.3 Daily Trades – Tri-party Repo

Trade Date	Basket Details	Settlement Type	Repo Tenor	Forward Leg / Maturity Date	Weighted Avg. Rate (%)	No. of Trades	Traded Value (Rs. Crores)
30-04-2026	PSBFIAAA	T0	4	04-05-2026	5.34	29	2276.10
30-04-2026	NBHFCAAA	T0	4	04-05-2026	5.21	10	2005.00
30-04-2026	NBHFCAA+	T0	4	04-05-2026	6.00	1	40.00
30-04-2026	CPA1+	T0	4	04-05-2026	5.20	2	250.00
30-04-2026	CDA1+	T0	4	04-05-2026	5.22	10	1915.00
29-04-2026	PSBFIAAA	T0	1	30-04-2026	5.15	22	2026.75
29-04-2026	NBHFCAAA	T0	1	30-04-2026	5.15	7	1297.00
29-04-2026	CPA1+	T0	1	30-04-2026	5.19	1	250.00
29-04-2026	CORPAA+	T0	1	30-04-2026	5.50	1	25.00
29-04-2026	CDA1+	T0	1	30-04-2026	5.16	12	1960.00
28-04-2026	PSBFIAAA	T0	1	29-04-2026	5.18	26	2561.75
28-04-2026	NBHFCAAA	T0	1	29-04-2026	5.19	9	1297.00
28-04-2026	CPA1+	T0	1	29-04-2026	5.24	1	250.00
28-04-2026	CDA1+	T0	1	29-04-2026	5.20	10	1960.00
27-04-2026	PSBFIAAA	T0	1	28-04-2026	5.25	26	2073.55
27-04-2026	NBHFCAAA	T0	1	28-04-2026	5.25	8	1327.00
27-04-2026	CPA1+	T0	1	28-04-2026	5.24	1	250.00
27-04-2026	CDA1+	T0	1	28-04-2026	5.25	9	1920.00
24-04-2026	PSBFIAAA	T0	3	27-04-2026	5.28	25	2467.25
24-04-2026	NBHFCAAA	T0	3	27-04-2026	5.27	8	1302.00
24-04-2026	CPA1+	T0	3	27-04-2026	5.35	1	250.00
24-04-2026	CDA1+	T0	3	27-04-2026	5.27	11	1980.00
23-04-2026	PSBFIAAA	T0	1	24-04-2026	5.35	27	2306.25
23-04-2026	NBHFCAAA	T0	1	24-04-2026	5.36	7	1297.00

Trade Date	Basket Details	Settlement Type	Repo Tenor	Forward Leg / Maturity Date	Weighted Avg. Rate (%)	No. of Trades	Traded Value (Rs. Crores)
23-04-2026	CPA1+	T0	1	24-04-2026	5.45	1	250.00
23-04-2026	CDA1+	T0	1	24-04-2026	5.39	13	2380.00
22-04-2026	PSBFIAAA	T0	1	23-04-2026	5.37	28	2628.35
22-04-2026	NBHFCAAA	T0	1	23-04-2026	5.37	16	2551.00
22-04-2026	CPA1+	T0	1	23-04-2026	5.34	1	250.00
22-04-2026	CDA1+	T0	1	23-04-2026	5.35	10	2130.00
21-04-2026	PSBFIAAA	T0	1	22-04-2026	5.35	19	2041.45
21-04-2026	NBHFCAAA	T0	1	22-04-2026	5.30	14	2551.00
21-04-2026	CPA1+	T0	1	22-04-2026	5.35	1	250.00
21-04-2026	CDA1+	T0	1	22-04-2026	5.33	11	2100.00
20-04-2026	PSBFIAAA	T0	1	21-04-2026	5.28	21	2196.45
20-04-2026	NBHFCAAA	T0	1	21-04-2026	5.28	14	2601.50
20-04-2026	NBHFCAA+	T0	1	21-04-2026	5.50	1	50.00
20-04-2026	CPA1+	T0	1	21-04-2026	5.35	1	250.00
20-04-2026	CDA1+	T0	1	21-04-2026	5.29	13	1952.55
17-04-2026	PSBFIAAA	T0	3	20-04-2026	5.28	22	2176.45
17-04-2026	NBHFCAAA	T0	3	20-04-2026	5.27	13	2597.00
17-04-2026	NBHFCAA+	T0	3	20-04-2026	5.50	1	50.00
17-04-2026	CPA1+	T0	3	20-04-2026	5.35	2	250.00
17-04-2026	CDA1+	T0	3	20-04-2026	5.30	11	1970.00
16-04-2026	PSBFIAAA	T0	1	17-04-2026	5.28	27	2506.25
16-04-2026	NBHFCAAA	T0	1	17-04-2026	5.26	16	2496.00
16-04-2026	CPA1+	T0	1	17-04-2026	5.35	1	250.00
16-04-2026	CDA1+	T0	1	17-04-2026	5.24	9	2020.00
15-04-2026	PSBFIAAA	T0	1	16-04-2026	5.31	24	2321.85
15-04-2026	NBHFCAAA	T0	1	16-04-2026	5.30	14	2318.00
15-04-2026	NBHFCAA+	T0	1	16-04-2026	5.54	2	180.00
15-04-2026	CPA1+	T0	1	16-04-2026	5.35	1	250.00
15-04-2026	CDA1+	T0	1	16-04-2026	5.31	10	2020.00
13-04-2026	PSBFIAAA	T0	2	15-04-2026	5.31	21	2033.95
13-04-2026	NBHFCAAA	T0	2	15-04-2026	5.31	15	2367.00
13-04-2026	NBHFCAA+	T0	2	15-04-2026	5.50	1	180.00
13-04-2026	CPA1+	T0	2	15-04-2026	5.44	1	250.00
13-04-2026	CDA1+	T0	2	15-04-2026	5.42	9	2020.00
10-04-2026	PSBFIAAA	T0	3	13-04-2026	5.28	17	2029.05
10-04-2026	NBHFCAAA	T0	3	13-04-2026	5.27	19	2189.00
10-04-2026	CPA1+	T0	3	13-04-2026	5.40	1	250.00
10-04-2026	CDA1+	T0	3	13-04-2026	5.32	10	2020.00
09-04-2026	PSBFIAAA	T0	1	10-04-2026	5.37	21	2313.95
09-04-2026	NBHFCAAA	T0	1	10-04-2026	5.37	19	2308.00
09-04-2026	NBHFCAA+	T0	1	10-04-2026	5.70	1	100.00
09-04-2026	CPA1+	T0	1	10-04-2026	5.42	1	250.00
09-04-2026	CDA1+	T0	1	10-04-2026	5.41	8	1820.00
08-04-2026	PSBFIAAA	T0	1	09-04-2026	5.44	22	2219.45
08-04-2026	NBHFCAAA	T0	1	09-04-2026	5.41	10	1639.00
08-04-2026	CPA1+	T0	1	09-04-2026	5.44	1	250.00
08-04-2026	CDA1+	T0	1	09-04-2026	5.46	9	1803.00
07-04-2026	PSBFIAAA	T0	1	08-04-2026	5.42	22	2372.25
07-04-2026	NBHFCAAA	T0	1	08-04-2026	5.37	20	2488.00
07-04-2026	CPA1+	T0	1	08-04-2026	5.45	1	250.00
07-04-2026	CDA1+	T0	1	08-04-2026	5.45	7	1130.00
06-04-2026	PSBFIAAA	T0	1	07-04-2026	5.58	17	2277.25
06-04-2026	NBHFCAAA	T0	1	07-04-2026	5.67	17	2299.00
06-04-2026	CPA1+	T0	1	07-04-2026	5.45	1	250.00
06-04-2026	CDA1+	T0	1	07-04-2026	5.49	4	495.00
02-04-2026	PSBFIAAA	T0	4	06-04-2026	5.83	28	2937.35

Trade Date	Basket Details	Settlement Type	Repo Tenor	Forward Leg / Maturity Date	Weighted Avg. Rate (%)	No. of Trades	Traded Value (Rs. Crores)
02-04-2026	NBHFCAAA	T0	4	06-04-2026	5.58	14	2249.00
02-04-2026	CPA1+	T0	4	06-04-2026	5.65	1	250.00
02-04-2026	CDA1+	T0	4	06-04-2026	5.65	1	125.00

1.4 Repo Tenor Analysis

Period	Overnight		2-3 Days		4-7 Days	
	% of Total Trades	% of Total Value	% of Total Trades	% of Total Value	% of Total Trades	% of Total Value
Apr-2026	68.44	68.51	20.89	21.62	10.67	9.87
Mar-2026	53.52	54.25	46.48	45.75	0.00	0.00
Feb-2026	75.58	74.42	24.42	25.58	0.00	0.00
Jan-2026	68.46	68.70	25.85	25.58	5.69	5.72
Dec-2025	74.52	73.79	24.84	24.97	0.65	1.24
Nov-2025	72.53	72.91	27.47	27.09	0.00	0.00
Oct-2025	67.71	67.18	32.29	32.82	0.00	0.00
Sep-2025	79.32	79.97	14.56	15.43	6.12	4.60
Aug-2025	69.88	68.34	25.00	26.50	5.12	5.16
Jul-2025	84.02	83.99	15.98	16.01	0.00	0.00
Jun-2025	81.51	80.77	18.49	19.23	0.00	0.00
May-2025	74.09	75.77	20.91	18.74	5.00	5.49
Apr-2025	68.32	68.35	21.29	21.58	10.40	10.07
Mar-2025	78.57	79.49	11.28	11.14	10.15	9.37
Feb-2025	71.17	66.79	28.83	33.21	0.00	0.00
Jan-2025	78.02	77.47	21.70	22.20	0.28	0.33
Dec-2024	73.87	74.36	26.13	25.64	0.00	0.00
Nov-2024	73.27	73.76	19.35	20.06	7.37	6.17
Oct-2024	74.51	71.21	21.08	25.62	4.41	3.17
Sep-2024	73.23	74.36	20.71	20.53	6.06	5.12
Aug-2024	70.53	70.96	28.02	27.70	1.45	1.35
Jul-2024	74.48	75.75	24.48	23.17	1.04	1.08
Jun-2024	79.87	79.62	14.29	15.03	5.84	5.35
May-2024	71.03	69.48	25.00	25.22	3.97	5.30
Apr-2024	54.95	55.48	45.05	44.52	0.00	0.00
Mar-2024	69.72	70.09	13.38	11.56	16.90	18.34
Feb-2024	81.97	81.47	13.93	14.11	4.10	4.42
Jan-2024	82.61	84.87	6.52	1.77	10.87	13.36
Dec-2023	81.08	82.17	12.16	10.85	6.76	6.98
Nov-2023	63.00	63.44	26.00	24.55	11.00	12.02
Oct-2023	68.75	66.67	31.25	33.33	0.00	0.00
Sep-2023	62.50	78.13	37.50	21.88	0.00	0.00
Aug-2023	0.00	0.00	0.00	0.00	0.00	0.00
Jul-2023*	0.00	0.00	100.00	100.00	0.00	0.00

* Launch on July 28, 2023

1.5 Basket wise Trade Analysis

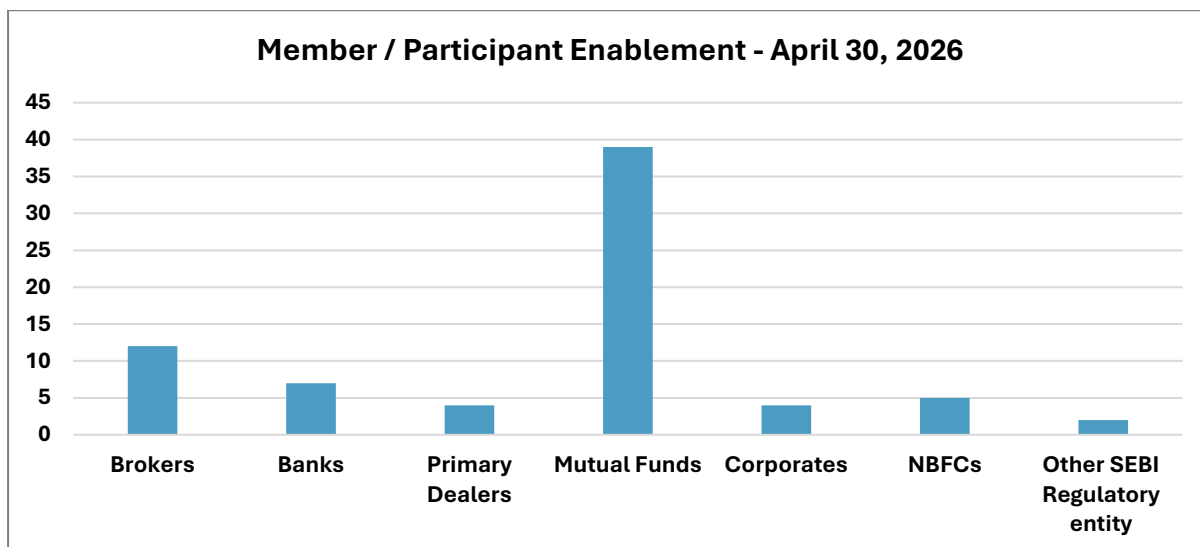
Basket Type	% of Total Trades	% of Total Value	Average Trade Size (Rs. Crs)	Weighted Average Rate (%)	Max Rate (%)	Min Rate (%)
PSBFIAAA	49.33	35.86	98.57	5.36	6.80	5.10
NBHFCAAA	27.78	32.10	156.71	5.34	6.70	5.14
CORPAA+	0.11	0.02	25.00	5.50	5.50	5.50
NBHFCAA+	0.78	0.49	85.71	5.58	6.00	5.50
CDA1+	19.67	27.63	190.51	5.32	5.65	5.00
CPA1+	2.33	3.89	226.19	5.37	5.65	5.19

1.6 Netting Factor Analysis

Month	Gross Settlement Value (Rs. Crs)	Net Settlement Value (Rs. Crs)	Netting %
Apr-2026	4,91,465.15	58,995.76	88.00
Mar-2026	4,16,446.04	45,304.16	89.12
Feb-2026	3,95,704.74	35,203.86	91.10
Jan-2026	3,03,936.37	33,494.88	88.98
Dec-2025	3,07,611.70	49,389.80	83.94
Nov-2025	2,70,813.97	22,933.00	91.53
Oct-2025	2,83,680.21	32,462.98	88.56
Sep-2025	2,42,845.62	34,603.28	85.75
Aug-2025	2,19,489.54	32,706.76	85.10
Jul-2025	2,07,083.66	31,991.56	84.55
Jun-2025	1,57,908.73	25,770.45	83.68
May-2025	1,27,479.31	22,636.47	82.24
Apr-2025	1,13,733.10	17,094.59	84.97
Mar-2025	1,43,903.35	22,441.43	84.41
Feb-2025	1,31,699.74	16,231.18	87.68
Jan-2025	1,69,421.45	19,106.69	88.72
Dec-2024	1,34,617.46	12,895.79	90.42
Nov-2024	89,372.31	12,472.94	86.04
Oct-2024	92,889.43	17,106.15	81.58
Sep-2024	77,670.82	16,311.80	79.00
Aug-2024	79,334.55	16,855.52	78.75
Jul-2024	74,546.04	13,501.83	81.89
Jun-2024	64,675.18	9,071.54	85.97
May-2024	75,608.62	12,627.09	83.30
Apr-2024	56,706.86	8,201.85	85.54
Mar-2024	48,793.38	7,054.92	85.54
Feb-2024	41,790.42	6,121.36	85.35
Jan-2024	8,776.65	2,153.57	75.46
Dec-2023	13,498.23	4,949.68	63.33
Nov-2023	14,927.40	6,158.34	58.74

1.7 Participant Category Analysis

Category of Participant	Borrower				Lender			
	Number of Trades	Trade Value	% of Total Trades	% of Total Value	Number of Trades	Trade Value	% of Total Trades	% of Total Value
Stockbroker	25	184.00	2.78	0.15	0	0.00	0.00	0.00
Bank	24	2,067.10	2.67	1.69	17	993.70	1.89	0.81
Primary Dealer	426	78,080.00	47.33	63.98	0	0.00	0.00	0.00
Mutual Fund	6	146.00	0.66	0.12	883	1,21,046.05	98.11	99.19
Corporate	228	26,489.60	25.33	21.71	0	0.00	0.00	0.00
NBFC	123	11,639.25	13.67	9.54	0	0.00	0.00	0.00
Merchant Banker	68	3,433.80	7.56	2.81	0	0.00	0.00	0.00



1.8 Repo Rate Comparison

Month	ARCL Repo WAR (%)	CCIL TREPS WAR (%)	CCIL CROMS WAR (%)	OTC Repo WAR (%)
Apr-26	5.34	4.96	4.87	6.15
Mar-26	5.60	5.09	5.14	6.18
Feb-26	4.98	4.69	4.77	6.39
Jan-26	5.44	5.20	5.29	6.41
Dec-25	5.43	5.22	5.28	6.46
Nov-25	5.42	5.25	5.31	6.10
Oct-25	5.56	5.39	5.43	6.45
Sep-25	5.60	5.39	5.43	6.35
Aug-25	5.53	5.38	5.26	6.36
Jul-25	5.50	5.33	5.36	6.28
Jun-25	5.51	5.33	5.24	5.83
May-25	5.92	5.74	5.69	6.54
Apr-25	6.10	5.82	5.91	6.76
Mar-25	6.48	6.14	6.27	6.38
Feb-25	6.51	6.24	6.32	7.61
Jan-25	6.79	6.52	6.62	7.30
Dec-24	6.80	6.54	6.58	6.87
Nov-24	6.60	6.44	6.42	6.53
Oct-24	6.52	6.36	6.40	7.11
Sep-24	6.66	6.41	6.52	6.75
Aug-24	6.68	6.37	6.45	7.79
Jul-24	6.68	6.43	6.46	6.89
Jun-24	6.77	6.49	6.51	7.01
May-24	6.75	6.53	6.56	7.67
Apr-24	6.73	6.53	6.48	7.67
Mar-24	6.84	6.52	6.60	6.82
Feb-24	6.83	6.14	6.24	7.18
Jan-24	7.08	6.74	6.79	7.72
Dec-23	7.03	6.76	6.78	7.84
Nov-23	7.03	6.77	6.79	7.06

Source: ARCL, RBI - Money Market Operations and CCIL

1.9 Comparison between ARCL Repo and OTC Corporate Bond Repo

Trade Date	ARCL Repo Trades		OTC Repo Trades			
	No. of Trades	Traded Value (Rs. Crores)	ARCL Eligible ISIN	Traded Value (Rs. Crores)	ARCL Ineligible ISIN	Traded Value (Rs. Crores)
02-04-2026	44	5561.35	4	1605.00	0	0.00
06-04-2026	39	5321.25	3	58.00	0	0.00
07-04-2026	50	6240.25	3	58.00	1	25.00
08-04-2026	42	5911.45	3	70.00	0	0.00
09-04-2026	50	6791.95	4	95.00	0	0.00
10-04-2026	47	6488.05	4	95.00	1	25.00
13-04-2026	47	6850.95	3	70.00	0	0.00
15-04-2026	51	7089.85	3	70.00	0	0.00
16-04-2026	53	7272.25	3	70.00	0	0.00
17-04-2026	49	7043.45	3	70.00	0	0.00
20-04-2026	50	7050.50	3	70.00	0	0.00
21-04-2026	45	6942.45	3	70.00	1	50.00
22-04-2026	55	7559.35	3	70.00	0	0.00
23-04-2026	48	6233.25	3	70.00	0	0.00
24-04-2026	45	5999.25	5	110.00	0	0.00
27-04-2026	44	5570.55	3	70.00	0	0.00
28-04-2026	46	6068.75	2	50.00	0	0.00
29-04-2026	43	5558.75	2	50.00	0	0.00
30-04-2026	52	6486.10	0	0.00	0	0.00

1.10 Issuer Contribution to Core SGF in April 2026

Sr. No.	Name of the issuer	Amount in Rs.	Category	Rating
1	ADITYA BIRLA CAPITAL LIMITED	2,80,274.00	NBFC	AAA
2	ADITYA BIRLA HOUSING FINANCE LIMITED	2,06,096.00	HFC	AAA
3	AXIS FINANCE LIMITED	4,72,500.00	NBFC	AAA
4	BAJAJ FINANCE LIMITED	30,06,000.00	NBFC	AAA
5	BAJAJ HOUSING FINANCE LIMITED	13,83,562.00	HFC	AA
6	HDB FINANCIAL SERVICES LIMITED	7,93,997.00	NBFC	AA+
7	KOTAK MAHINDRA PRIME LIMITED	11,22,877.00	NBFC	AAA
8	L & T FINANCE LIMITED	12,95,890.00	NBFC	AAA
9	MAHINDRA & MAHINDRA FINANCIAL SERVICES LIMITED	7,28,767.00	NBFC	AAA
10	MANAPPURAM FINANCE LIMITED	11,26,545.00	NBFC	AAA
11	MUTHOOT FINANCE LIMITED	1,22,87,671.00	NBFC	AAA
12	NATIONAL BANK FOR AGRICULTURE AND RURAL DEVELOPMENT	68,75,685.00	FI	AAA
13	NIIF INFRASTRUCTURE FINANCE LIMITED	14,84,825.00	PSU	AAA
14	SMALL INDUSTRIES DEVELOPMENT BANK OF INDIA	49,60,171.00	FI	AAA
15	SMFG INDIA CREDIT COMPANY LIMITED	6,25,000.00	NBFC	AAA

1.11 New Eligible ISINs added in April 2026

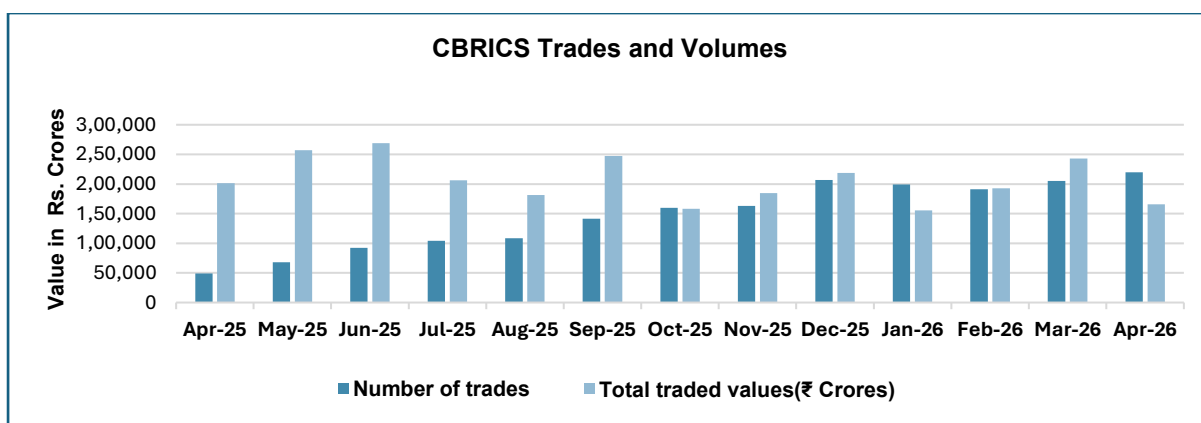
Sr. No.	ISIN	Issuer Name	Baskets	Maturity
1	INE674K07135	ADITYA BIRLA CAPITAL LIMITED	NBHFCAAA	13-05-2031
2	INE674K14CA2	ADITYA BIRLA CAPITAL LIMITED	CPA1+	23-06-2026
3	INE674K14CB0	ADITYA BIRLA CAPITAL LIMITED	CPA1+	24-06-2026
4	INE674K14CD6	ADITYA BIRLA CAPITAL LIMITED	CPA1+	13-08-2026
5	INE674K14CC8	ADITYA BIRLA CAPITAL LIMITED	CPA1+	25-06-2026
6	INE674K14CE4	ADITYA BIRLA CAPITAL LIMITED	CPA1+	10-07-2026
7	INE674K14CF1	ADITYA BIRLA CAPITAL LIMITED	CPA1+	02-07-2026
8	INE949L16EK6	AU SMALL FINANCE BANK LIMITED	CDA1+	25-03-2027
9	INE238AD6CE5	AXIS BANK LIMITED	CDA1+	24-06-2026

Sr. No.	ISIN	Issuer Name	Baskets	Maturity
10	INE891K14PR8	AXIS FINANCE LIMITED	CPA1+	24-04-2026
11	INE891K14PY4	AXIS FINANCE LIMITED	CPA1+	01-07-2026
12	INE891K07AL7	AXIS FINANCE LIMITED	NBHFCAAA	17-04-2029
13	INE296A14F86	BAJAJ FINANCE LIMITED	CPA1+	08-07-2026
14	INE296A14F78	BAJAJ FINANCE LIMITED	CPA1+	09-07-2026
15	INE296A14G02	BAJAJ FINANCE LIMITED	CPA1+	22-06-2026
16	INE296A07TW7	BAJAJ FINANCE LIMITED	NBHFCAAA	17-04-2029
17	INE296A14F94	BAJAJ FINANCE LIMITED	CPA1+	20-07-2026
18	INE296A14G28	BAJAJ FINANCE LIMITED	CPA1+	09-03-2027
19	INE296A14G36	BAJAJ FINANCE LIMITED	CPA1+	19-03-2027
20	INE296A14G10	BAJAJ FINANCE LIMITED	CPA1+	15-03-2027
21	INE377Y14CC9	BAJAJ HOUSING FINANCE LIMITED	CPA1+	22-06-2026
22	INE377Y14CD7	BAJAJ HOUSING FINANCE LIMITED	CPA1+	10-03-2027
23	INE377Y14CE5	BAJAJ HOUSING FINANCE LIMITED	CPA1+	09-07-2026
24	INE084A16FV9	BANK OF INDIA	CDA1+	25-06-2026
25	INE476A16I26	CANARA BANK	CDA1+	25-03-2027
26	INE476A16I59	CANARA BANK	CDA1+	29-04-2026
27	INE476A16I42	CANARA BANK	CDA1+	14-09-2026
28	INE476A16I75	CANARA BANK	CDA1+	01-07-2026
29	INE121A07SS7	CHOLAMANDALAM INVESTMENT AND FINANCE COMPANY LIMITED	NBHFCAA+	20-03-2029
30	INE041014098	EMBASSY OFFICE PARKS REIT	CPA1+	23-03-2027
31	INE041014106	EMBASSY OFFICE PARKS REIT	CPA1+	18-03-2027
32	INE514E14TI0	EXPORT IMPORT BANK OF INDIA	CPA1+	24-04-2026
33	INE047A14AT6	GRASIM INDUSTRIES LIMITED	CPA1+	08-05-2026
34	INE047A14AU4	GRASIM INDUSTRIES LIMITED	CPA1+	15-05-2026
35	INE047A14AV2	GRASIM INDUSTRIES LIMITED	CPA1+	19-06-2026
36	INE756I14GE4	HDB FINANCIAL SERVICES LIMITED	CPA1+	04-06-2026
37	INE756I14GD6	HDB FINANCIAL SERVICES LIMITED	CPA1+	05-05-2026
38	INE756I07FM3	HDB FINANCIAL SERVICES LIMITED	NBHFCAAA	04-05-2029
39	INE040A16JC3	HDFC BANK LIMITED	CDA1+	15-02-2027
40	INE040A16JD1	HDFC BANK LIMITED	CDA1+	29-04-2026
41	INE040A16JE9	HDFC BANK LIMITED	CDA1+	01-07-2026
42	INE090AD6329	ICICI BANK LIMITED	CDA1+	29-06-2026
43	INE071G14HT8	ICICI HOME FINANCE COMPANY LIMITED	CPA1+	29-06-2026
44	INE071G14HS0	ICICI HOME FINANCE COMPANY LIMITED	CPA1+	10-07-2026
45	INE071G14HU6	ICICI HOME FINANCE COMPANY LIMITED	CPA1+	21-07-2026
46	INE763G14E51	ICICI SECURITIES LIMITED	CPA1+	30-04-2026
47	INE763G14H17	ICICI SECURITIES LIMITED	CPA1+	20-05-2026
48	INE763G14H25	ICICI SECURITIES LIMITED	CPA1+	22-10-2026
49	INE763G14H33	ICICI SECURITIES LIMITED	CPA1+	10-07-2026
50	INE763G14H41	ICICI SECURITIES LIMITED	CPA1+	31-07-2026
51	INE763G14H58	ICICI SECURITIES LIMITED	CPA1+	13-07-2026
52	INE763G14H66	ICICI SECURITIES LIMITED	CPA1+	22-06-2026
53	INE763G14H74	ICICI SECURITIES LIMITED	CPA1+	29-06-2026
54	INE849D14HZ1	ICICI SECURITIES PRIMARY DEALERSHIP LIMITED	CPA1+	21-07-2026
55	INE849D14IA2	ICICI SECURITIES PRIMARY DEALERSHIP LIMITED	CPA1+	19-06-2026
56	INE092T16ZH9	IDFC FIRST BANK LIMITED	CDA1+	24-12-2026
57	INE092T16ZK3	IDFC FIRST BANK LIMITED	CDA1+	23-07-2026
58	INE092T16ZJ5	IDFC FIRST BANK LIMITED	CDA1+	27-07-2026
59	INE562A08115	INDIAN BANK	PSBFIAAA	24-03-2036
60	INE562A16QU3	INDIAN BANK	CDA1+	23-06-2026
61	INE562A16QV1	INDIAN BANK	CDA1+	01-07-2026
62	INE562A16QW9	INDIAN BANK	CDA1+	16-07-2026
63	INE242A14YP1	INDIAN OIL CORPORATION LIMITED	CPA1+	15-05-2026
64	INE095A169D5	INDUSIND BANK LIMITED	CDA1+	18-12-2026
65	INE282H14105	JIO CREDIT LIMITED	CPA1+	12-03-2027
66	INE282H14113	JIO CREDIT LIMITED	CPA1+	25-06-2026
67	INE916D146O4	KOTAK MAHINDRA PRIME LIMITED	CPA1+	24-03-2027
68	INE916D146P1	KOTAK MAHINDRA PRIME LIMITED	CPA1+	16-10-2026

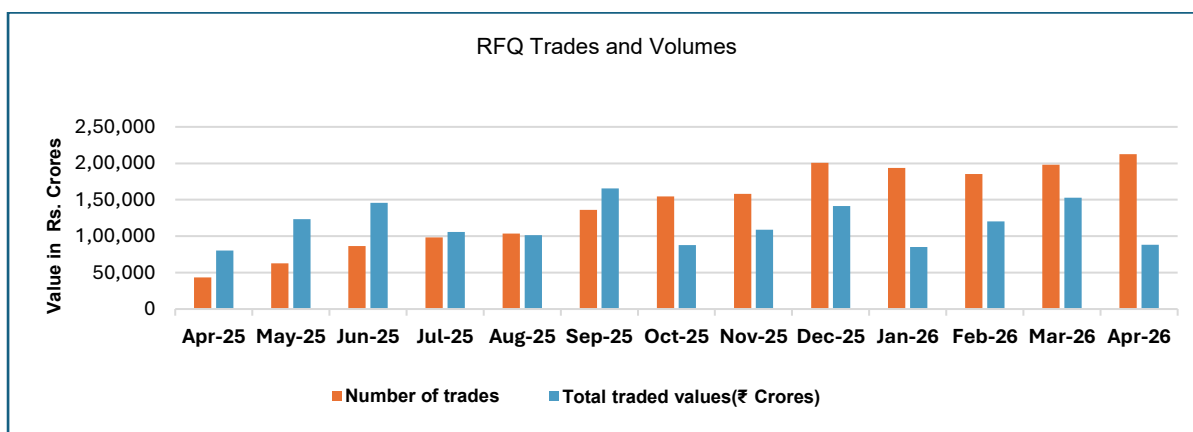
Sr. No.	ISIN	Issuer Name	Baskets	Maturity
69	INE916D146Q9	KOTAK MAHINDRA PRIME LIMITED	CPA1+	28-10-2026
70	INE916DA7TJ5	KOTAK MAHINDRA PRIME LIMITED	NBHFCAAA	09-07-2029
71	INE498L14FR1	L&T FINANCE LIMITED	CPA1+	22-06-2026
72	INE498L14FS9	L&T FINANCE LIMITED	CPA1+	01-07-2026
73	INE498L14FT7	L&T FINANCE LIMITED	CPA1+	16-07-2026
74	INE498L07202	L&T FINANCE LIMITED	NBHFCAAA	27-06-2031
75	INE115A14FU8	LIC HOUSING FINANCE LIMITED	CPA1+	24-06-2026
76	INE115A14FT0	LIC HOUSING FINANCE LIMITED	CPA1+	11-03-2027
77	INE774D14TR3	MAHINDRA AND MAHINDRA FINANCIAL SERVICES LIMITED	CPA1+	26-02-2027
78	INE522D07CK1	MANAPPURAM FINANCE LIMITED	NBHFCAA	24-03-2028
79	INE0CCU14120	MINDSPACE BUSINESS PARKS REIT	CPA1+	05-02-2027
80	INE414G07JW4	MUTHOOT FINANCE LIMITED	NBHFCAA+	23-09-2027
81	INE414G07JX2	MUTHOOT FINANCE LIMITED	NBHFCAA+	26-06-2029
82	INE414G07JY0	MUTHOOT FINANCE LIMITED	NBHFCAA+	23-04-2031
83	INE261F14PD4	NATIONAL BANK FOR AGRICULTURE AND RURAL DEVELOPMENT	CPA1+	24-04-2026
84	INE261F14PE2	NATIONAL BANK FOR AGRICULTURE AND RURAL DEVELOPMENT	CPA1+	01-07-2026
85	INE557F14FN5	NATIONAL HOUSING BANK	CPA1+	15-07-2026
86	INE246R07889	NIIF INFRASTRUCTURE FINANCE LIMITED	NBHFCAAA	17-02-2033
87	INE733E14BY1	NTPC LIMITED	CPA1+	17-07-2026
88	INE733E14BZ8	NTPC LIMITED	CPA1+	09-09-2026
89	INE733E14CA9	NTPC LIMITED	CPA1+	19-06-2026
90	INE572E07282	PNB HOUSING FINANCE LIMITED	NBHFCAA+	30-03-2029
91	INE134E14AY4	POWER FINANCE CORPORATION LIMITED	CPA1+	25-06-2026
92	INE160A16UZ7	PUNJAB NATIONAL BANK	CDA1+	23-06-2026
93	INE160A16UY0	PUNJAB NATIONAL BANK	CDA1+	23-04-2026
94	INE160A16VB6	PUNJAB NATIONAL BANK	CDA1+	29-04-2026
95	INE160A16VA8	PUNJAB NATIONAL BANK	CDA1+	29-06-2026
96	INE160A16VC4	PUNJAB NATIONAL BANK	CDA1+	26-06-2026
97	INE002A14LP6	RELIANCE INDUSTRIES LIMITED	CPA1+	23-06-2026
98	INE002A14LQ4	RELIANCE INDUSTRIES LIMITED	CPA1+	24-06-2026
99	INE002A14LR2	RELIANCE INDUSTRIES LIMITED	CPA1+	25-06-2026
100	INE110L14UP5	RELIANCE JIO INFOCOMM LIMITED	CPA1+	18-05-2026
101	INE110L14UQ3	RELIANCE JIO INFOCOMM LIMITED	CPA1+	04-06-2026
102	INE941D14741	SIKKA PORTS & TERMINALS LIMITED	CPA1+	22-07-2026
103	INE556F14ME2	SMALL INDUSTRIES DEVELOPMENT BANK OF INDIA	CPA1+	22-06-2026
104	INE556F14MF9	SMALL INDUSTRIES DEVELOPMENT BANK OF INDIA	CPA1+	23-06-2026
105	INE556F16CD0	SMALL INDUSTRIES DEVELOPMENT BANK OF INDIA	CDA1+	25-03-2027
106	INE556F14MG7	SMALL INDUSTRIES DEVELOPMENT BANK OF INDIA	CPA1+	09-07-2026
107	INE535H07CT5	SMFG INDIA CREDIT COMPANY LIMITED	NBHFCAAA	09-04-2031
108	INE213W07376	SMFG INDIA HOME FINANCE COMPANY LIMITED	NBHFCAAA	30-03-2029
109	INE062A08496	STATE BANK OF INDIA	PSBFIAAA	20-03-2036
110	INE660A14YX8	SUNDARAM FINANCE LIMITED	CPA1+	15-02-2027
111	INE660A14YY6	SUNDARAM FINANCE LIMITED	CPA1+	14-07-2026
112	INE033L14OU2	TATA CAPITAL HOUSING FINANCE LIMITED	CPA1+	13-07-2026
113	INE033L14OV0	TATA CAPITAL HOUSING FINANCE LIMITED	CPA1+	20-04-2027
114	INE976I14RF2	TATA CAPITAL LIMITED	CPA1+	03-06-2026
115	INE976I14RE5	TATA CAPITAL LIMITED	CPA1+	25-06-2026
116	INE976I14RG0	TATA CAPITAL LIMITED	CPA1+	20-07-2026
117	INE151A14263	TATA COMMUNICATIONS LIMITED	CPA1+	24-04-2026
118	INE151A14271	TATA COMMUNICATIONS LIMITED	CPA1+	15-06-2026
119	INE151A14289	TATA COMMUNICATIONS LIMITED	CPA1+	23-07-2026
120	INE171A16NO3	THE FEDERAL BANK LIMITED	CDA1+	23-06-2026
121	INE171A16NP0	THE FEDERAL BANK LIMITED	CDA1+	10-07-2026
122	INE171A16NQ8	THE FEDERAL BANK LIMITED	CDA1+	15-09-2026
123	INE280A14534	TITAN COMPANY LIMITED	CPA1+	25-06-2026
124	INE280A14542	TITAN COMPANY LIMITED	CPA1+	08-06-2026
125	INE481G14FO4	ULTRATECH CEMENT LIMITED	CPA1+	18-06-2026
126	INE481G14FP1	ULTRATECH CEMENT LIMITED	CPA1+	11-06-2026

Sr. No.	ISIN	Issuer Name	Baskets	Maturity
127	INE481G14FQ9	ULTRATECH CEMENT LIMITED	CPA1+	16-06-2026
128	INE692A08235	UNION BANK OF INDIA	PSBFIAAA	24-03-2036
129	INE692A16LO2	UNION BANK OF INDIA	CDA1+	23-06-2026
130	INE692A16LM6	UNION BANK OF INDIA	CDA1+	02-03-2027
131	INE692A16LN4	UNION BANK OF INDIA	CDA1+	24-03-2027
132	INE692A16LP9	UNION BANK OF INDIA	CDA1+	15-03-2027
133	INE692A16LQ7	UNION BANK OF INDIA	CDA1+	18-02-2027
134	INE692A16LU9	UNION BANK OF INDIA	CDA1+	12-03-2027
135	INE692A16LS3	UNION BANK OF INDIA	CDA1+	16-03-2027
136	INE692A16LT1	UNION BANK OF INDIA	CDA1+	11-09-2026
137	INE692A16LR5	UNION BANK OF INDIA	CDA1+	03-03-2027
138	INE692A16LV7	UNION BANK OF INDIA	CDA1+	23-07-2026
139	INE692A16LX3	UNION BANK OF INDIA	CDA1+	24-07-2026
140	INE692A16LW5	UNION BANK OF INDIA	CDA1+	17-07-2026

2 Secondary Market Updates



Source: NSE website



Source: NSE website

2.1 EBP Private placement data (Listed Bonds)

Month	No of Bonds	Issue Size in Rs. Crores
Apr-26	19	21,376.00
Mar-26	37	62,821.00
Feb-26	32	47,932.50
Jan-26	19	24,064.00
Dec-25	20	30,033.15
Nov-25	50	48,135.00
Oct-25	33	30,347.50
Sep-25	32	28,917.50
Aug-25	21	17,575.00
Jul-25	35	36,882.50
Jun-25	50	59,627.50
May-25	62	77,301.00
April-25	53	69,839.50

3 Regulatory Updates

3.1 SEBI Consultation Papers

Date	Circular Details
April 24, 2026	Consultation paper on Review of variable net worth for stock brokers

3.2 RBI Notification

Date	Circular Details
April 27, 2026	Master Direction - Reserve Bank of India (Access Criteria for NDS-OM) Directions, 2025

3.3 ARCL Circulars

Date	Circular Details
April 30, 2026	List of eligible securities as collateral for Tri-party Repo for May 2026
April 17, 2026	Submission of Half Yearly Net Worth Certificate as of March 31, 2026
April 15, 2026	Submission of Half Yearly Internal Audit Report by Clearing Members for half year ended March 31, 2026
April 15, 2026	Settlement Calendar May 2026
April 13, 2026	Master Circular
April 01, 2026	Annual Subscription fees payable by Clearing Members and Participants of AMC Repo Clearing Ltd for FY2026-27

About Us

AMC Repo Clearing Limited (ARCL), is a Limited Purpose Clearing Corporation, recognized by SEBI under SECC Regulations 2018, with the objective of providing clearing and settlement services with guaranteed settlement for repo trades in corporate debt securities.

RBI has granted Certificate of Authorisation to ARCL under Payment and Settlement System (PSS) Act, 2007, to offer Central Counterparty (CCP) services for repo transactions and it has also approved ARCL to act as a Tri-party Repo agent for tri-party repo trades in corporate debt securities.

Contact Us

Name	Ms. Shweta Bhatt
Designation	Head of Operations
Email Id	operation@arclindia.com
Contact No	022-69068007
Website	www.arclindia.com

Disclaimer

This Newsletter contains information pertaining to the operations of AMC Repo Clearing Limited (ARCL) and its members. ARCL has taken every care to ensure that the information and/or data provided are accurate and complete, however, it does not warrant or make any representation as to the accuracy and completeness of the same. ARCL does not assume any responsibility for any errors and omissions in this Newsletter. ARCL does not accept any responsibility for the views expressed in the articles by the authors. ARCL shall not be liable to any member or any other person for any direct consequential or other damages arising out of the use of this Newsletter.